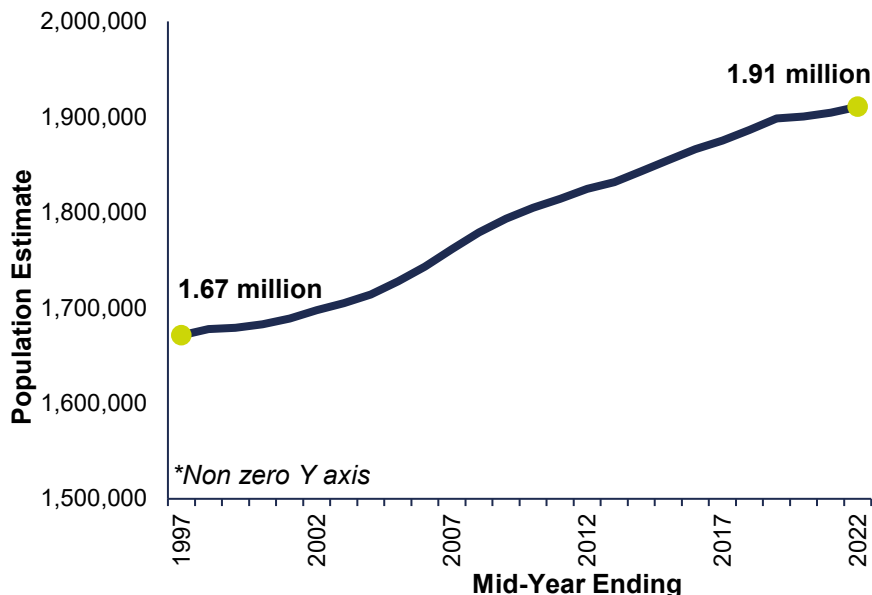


# 2022 Mid-year Population Estimates for Northern Ireland - Summary

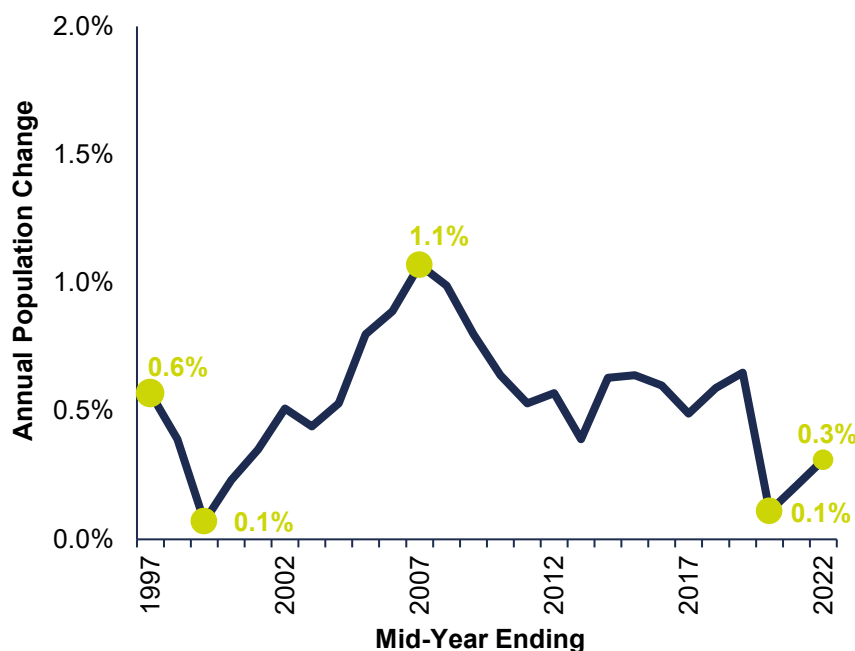


## Northern Ireland population grows to 1.91 million in mid-2022

Northern Ireland's population (30 June 2022) was 1,910,500.

The population increased by 6,000 people or 0.3 per cent between mid-2021 and mid-2022.

The graph shows the trend from 1997-2022.

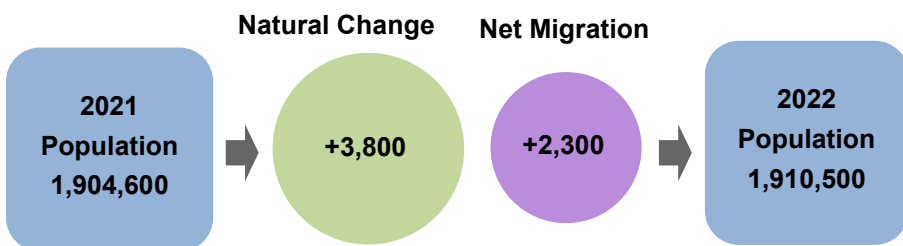


## Population Continues to Grow

Annual population change has remained positive over the last twenty five years.

Growth over the last year has increased to 0.3 per cent from a recent low of 0.1 per cent in 2020.

Over the decade mid-2012 to mid-2022, the population of Northern Ireland increased by a total of 85,900 people with an average year-on-year increase of 0.5 per cent.

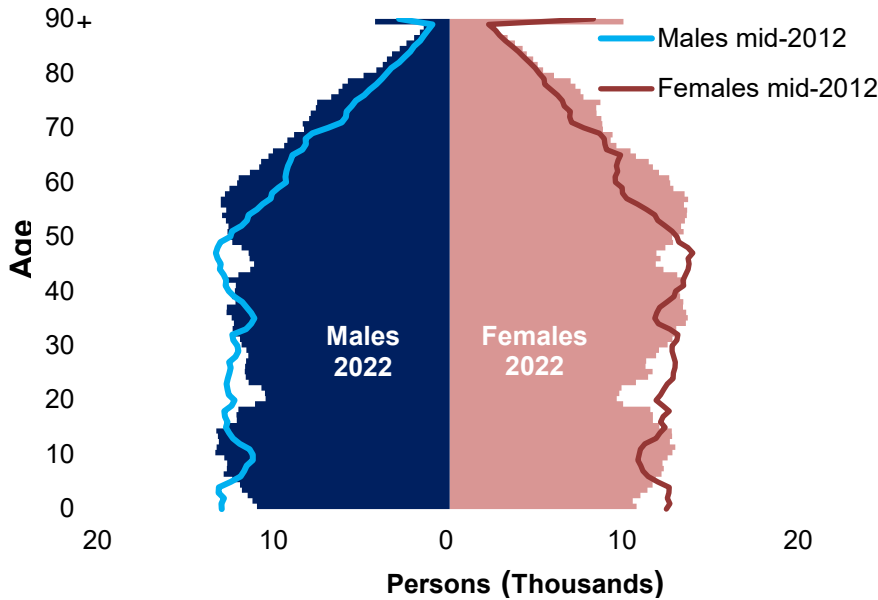


## Natural change is the main driver of population growth

Natural change (births minus deaths) was the main contributor to the population increase over the last year.

Net migration for Northern Ireland was positive (+2,300) for the first time since mid-2019.

# 2022 Mid-year Population Estimates for Northern Ireland - Summary



## The Northern Ireland population continues to age

The population pyramid (left) shows the population structure. The ageing of the population from 2012 to 2022 is evident in the increasing population amongst the older ages. This can be seen in the pyramid where the population begins to broaden around age 50.

In the year to mid-2022, the number of people aged 65 or more increased by 1.9 per cent from 329,200 to 335,400 people.

## By mid-2022, one in six people in Northern Ireland were aged 65 and over

The proportion of the population aged 65 or more has increased from 13.0 per cent in mid-1997 to 17.6 per cent in mid-2022.

In contrast, the proportion of the population aged 0 to 15 years has decreased from 24.7 per cent in mid-1997 to 20.4 per cent in mid-2022.

## All but one LGD experienced population growth over the year

Belfast LGD had the largest population growth over the year (0.9 per cent) with net migration being the main contributor to population change (0.7 per cent).

Causeway Coast & Glens was the only LGD to experience population decline over the year (-0.2 per cent). Negative net migration was the driver of this population decrease.

