

Overview of People Movement and Migration in Northern Ireland

22nd March 2018

Outline

These slides provide an analysis of the EU27 population living in Northern Ireland with specific reference to the movement of people between Northern Ireland, Ireland and Great Britain.

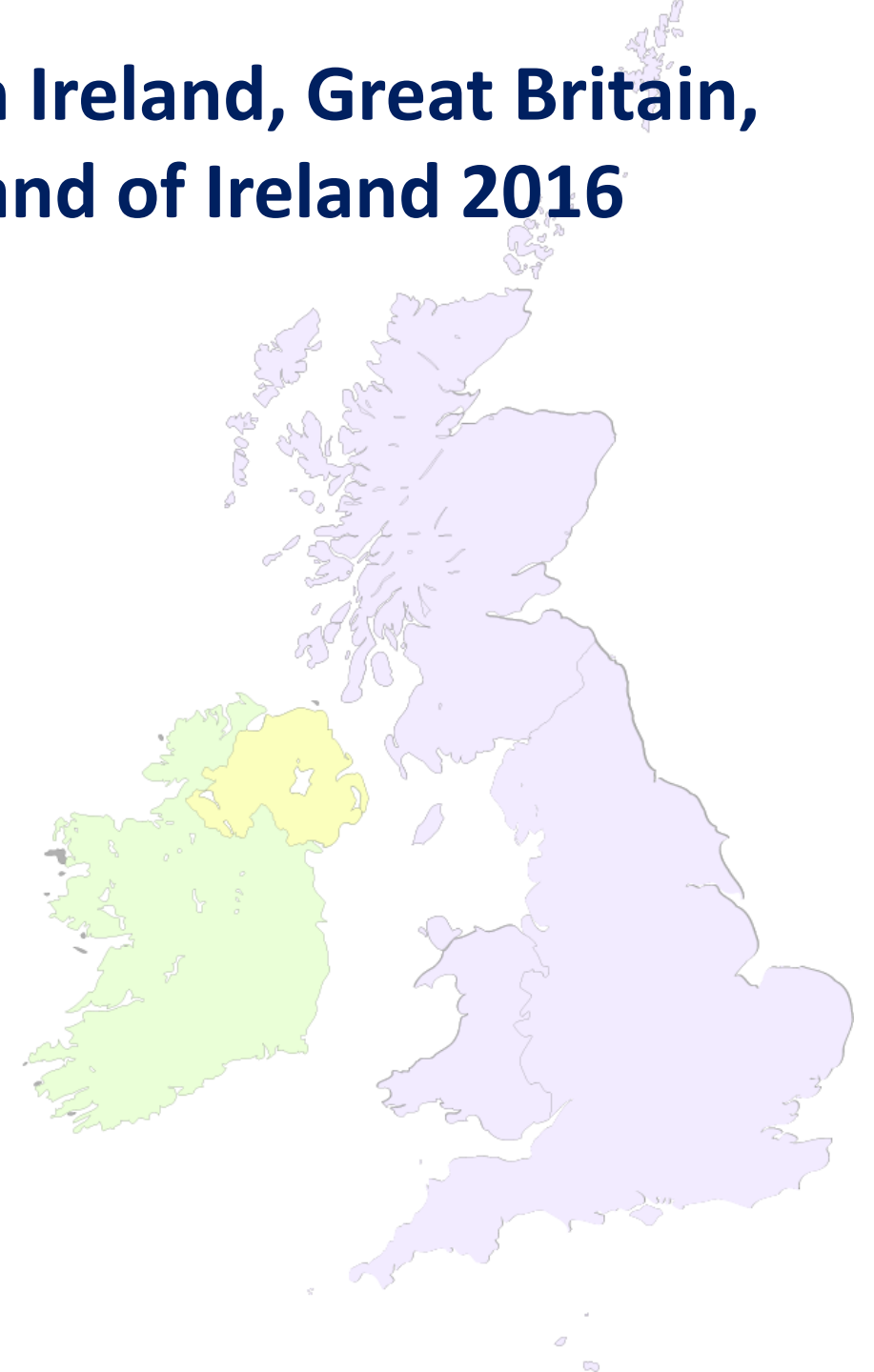
- Movements of people between Northern Ireland and Great Britain / Ireland are extensive. People make journeys for a wide variety of reasons including to work, study, shop, tourism, or visit friends and family.
- Migration refers to the movement of people who live outside Northern Ireland (Great Britain, Ireland and the Rest of the World) to come to Northern Ireland with the intention of staying here for one year or more.

[These slides compliment previously published statistical material on EU trade with Northern Ireland](#)

Movement of People

Population of Northern Ireland, Great Britain, UK, Ireland and Island of Ireland 2016

	Population
Northern Ireland	1,862,000
Ireland	4,762,000
<i>Island of Ireland</i>	<i>6,624,000</i>
Great Britain	63,786,000
<i>UK</i>	<i>65,648,000</i>
<i>UK & Ireland</i>	<i>70,410,000</i>



2016 Mid Year Population Estimates for Northern Ireland (as at 30 June 2016), NISRA

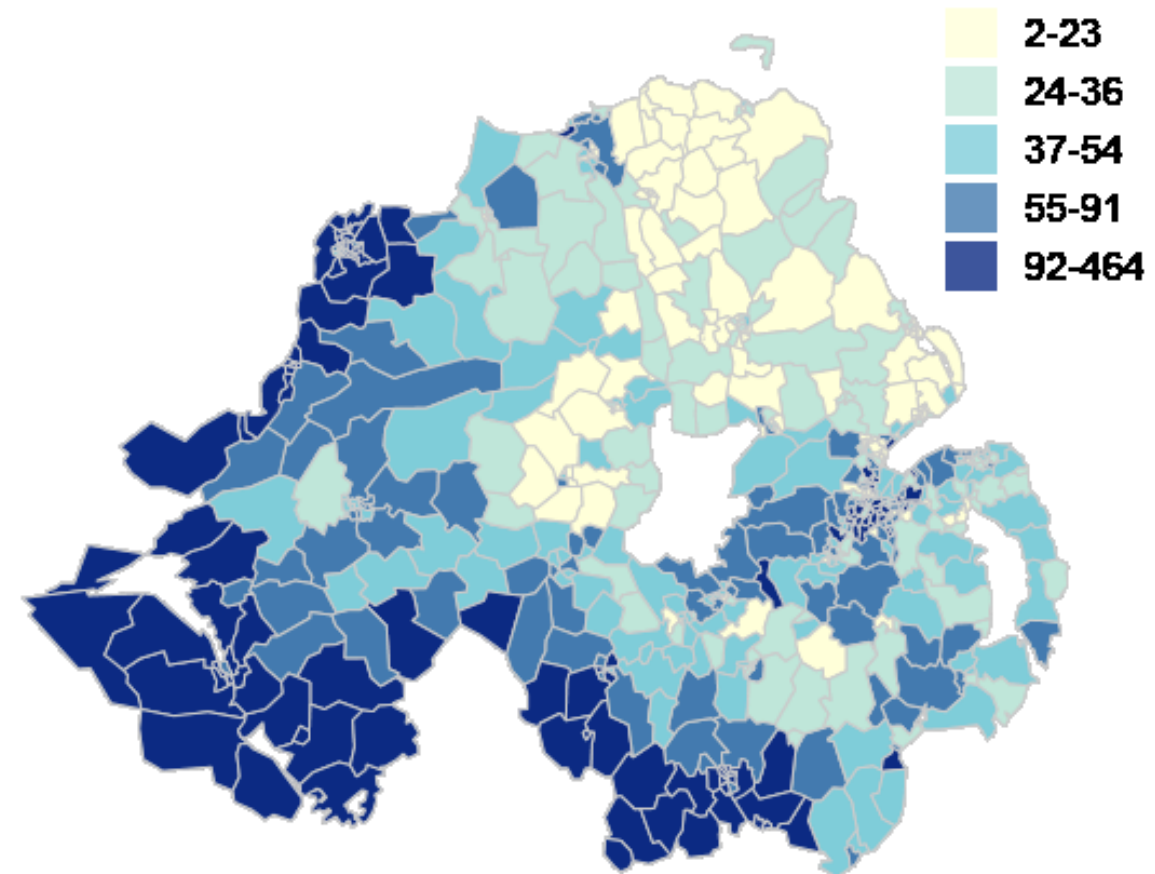
Ireland Population and Migration Estimates, 2016 (as at 30 April 2016), CSO

Population Estimates for UK, GB: mid-2016 (as at 30 June 2016), ONS

In 2011, 38,000 residents born in Ireland (2% of the population)

- Of the 38,000 Northern Ireland residents born in Ireland the largest numbers live in Derry City & Strabane (18%) and Belfast (16%) councils
- The five border councils have 23,000 residents who were born in Ireland
- The map shows the distribution of local residents born in Ireland throughout Northern Ireland (2011 Census)

Number of residents living in Northern Ireland who were born in Ireland by Ward, 2011



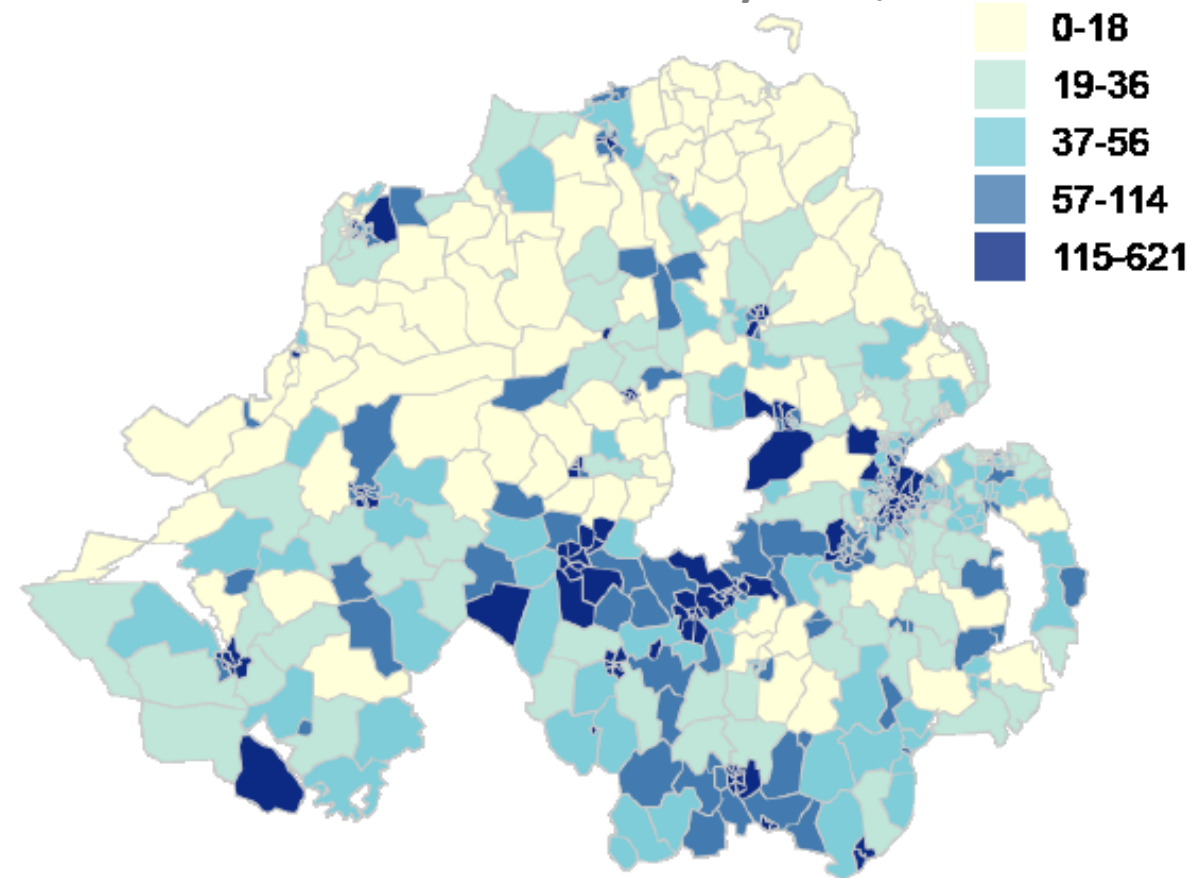
Note: maps all drawn on quintile basis

Source: Northern Ireland Census 2011, NISRA

In 2011, 45,000 residents born in EU26 countries (3% of the population)

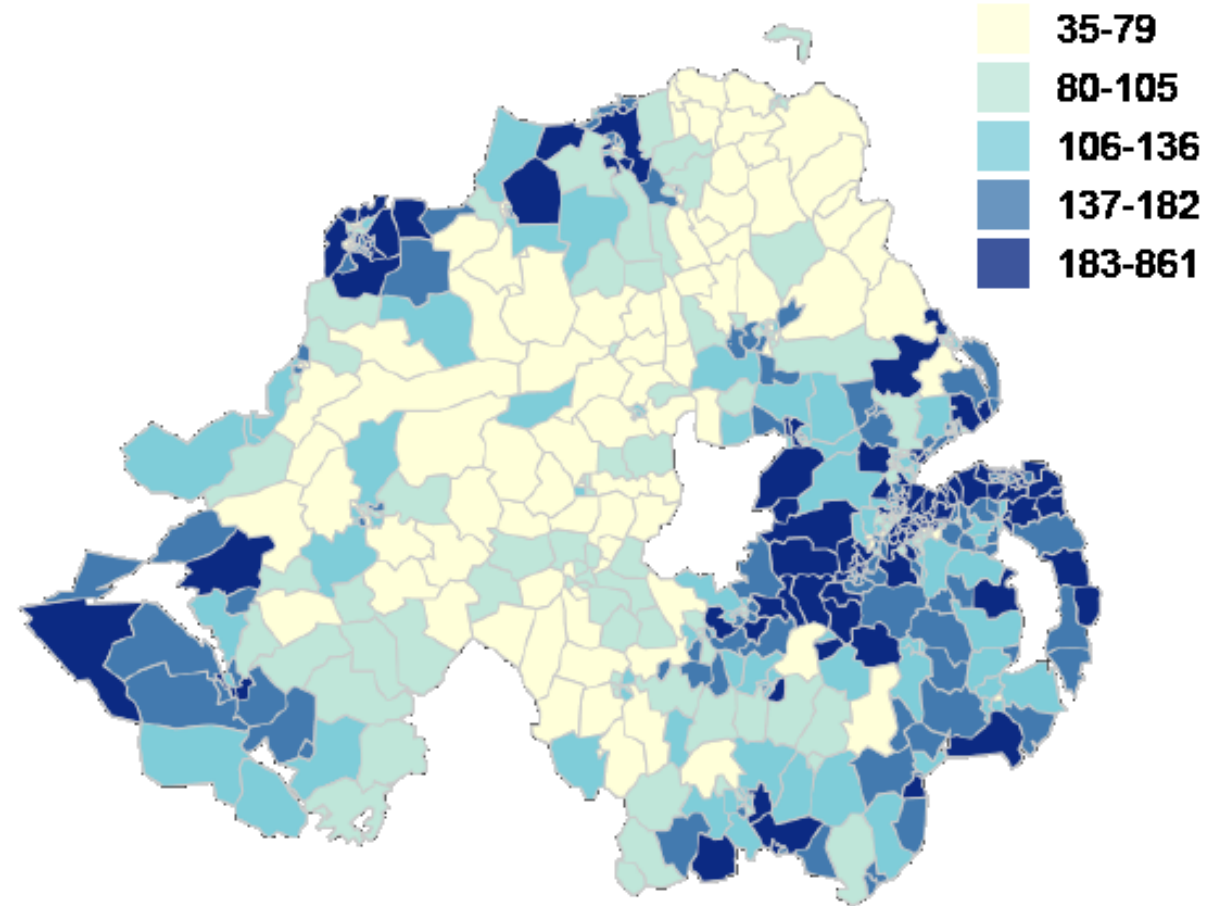
- Of the 45,000 Northern Ireland residents born in the EU 26 the largest numbers live in Belfast (19%) and Armagh City, Banbridge & Craigavon (17%) councils
- The map shows the distribution of local residents born in the EU26 throughout Northern Ireland (2011 Census)

Number of residents living in Northern Ireland who were born in EU26 by Ward, 2011



In 2011, 83,000 residents born in Great Britain (5% of the population)

Number of residents living in Northern Ireland
who were born in GB by Ward, 2011



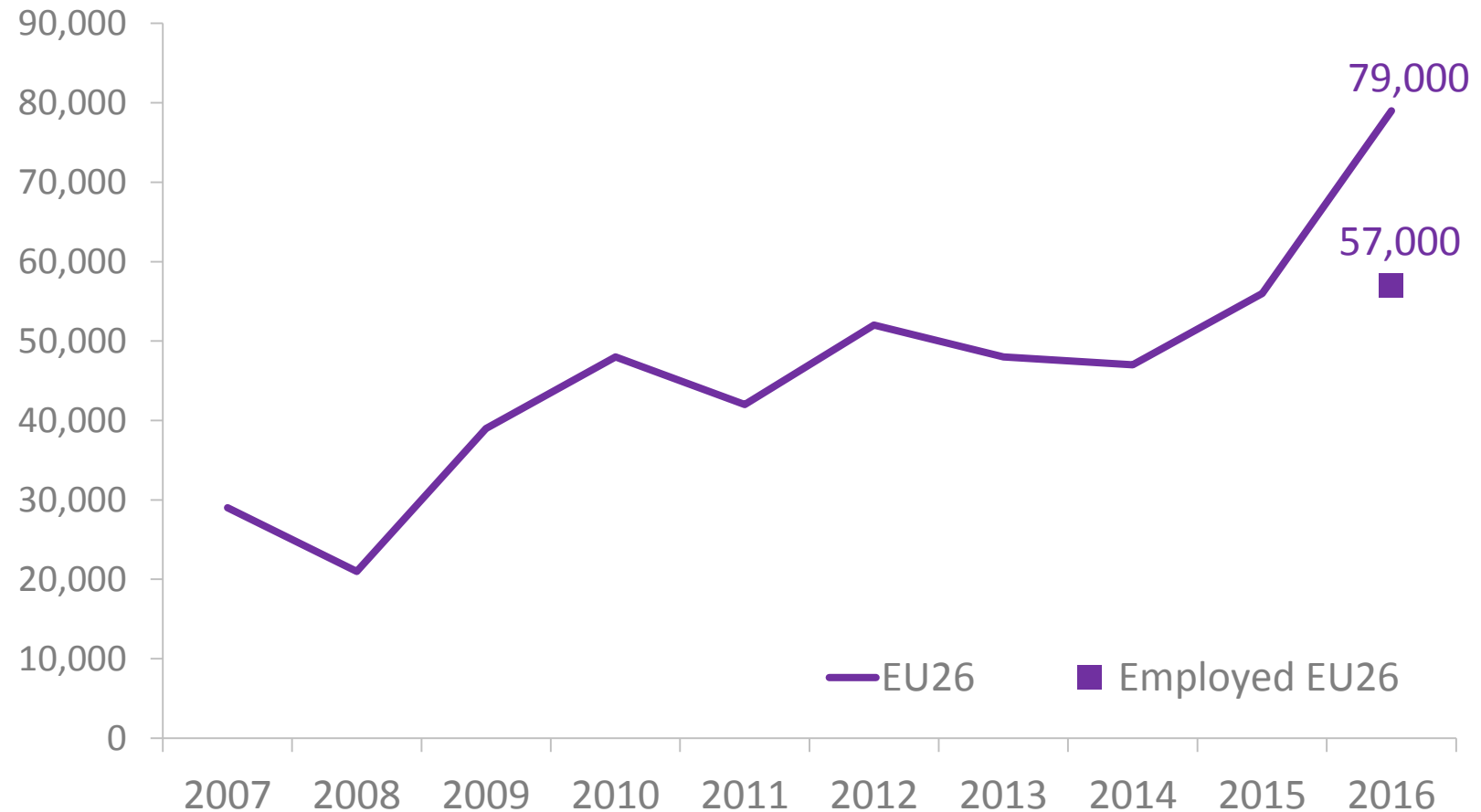
- Of the 83,000 Northern Ireland residents born in Great Britain, the largest numbers live in Belfast (16%) and Ards & North Down (13%) councils
- The map shows the distribution of local residents born in Great Britain throughout Northern Ireland (2011 Census)

79,000 People born in EU26 and resident in Northern Ireland

In October – December 2016 it was estimated that there were:

- 79,000 persons resident in NI born in EU26 with 71,000 aged 16 or over. Of these 57,000 (80%) were employed and working in NI
- 1,455,000 total persons resident in NI aged 16 or over. Of these 841,000 (58%) were employed and working in NI

Northern Ireland Residents born in EU26 (2007-2016) and Employed in Northern Ireland (2016)

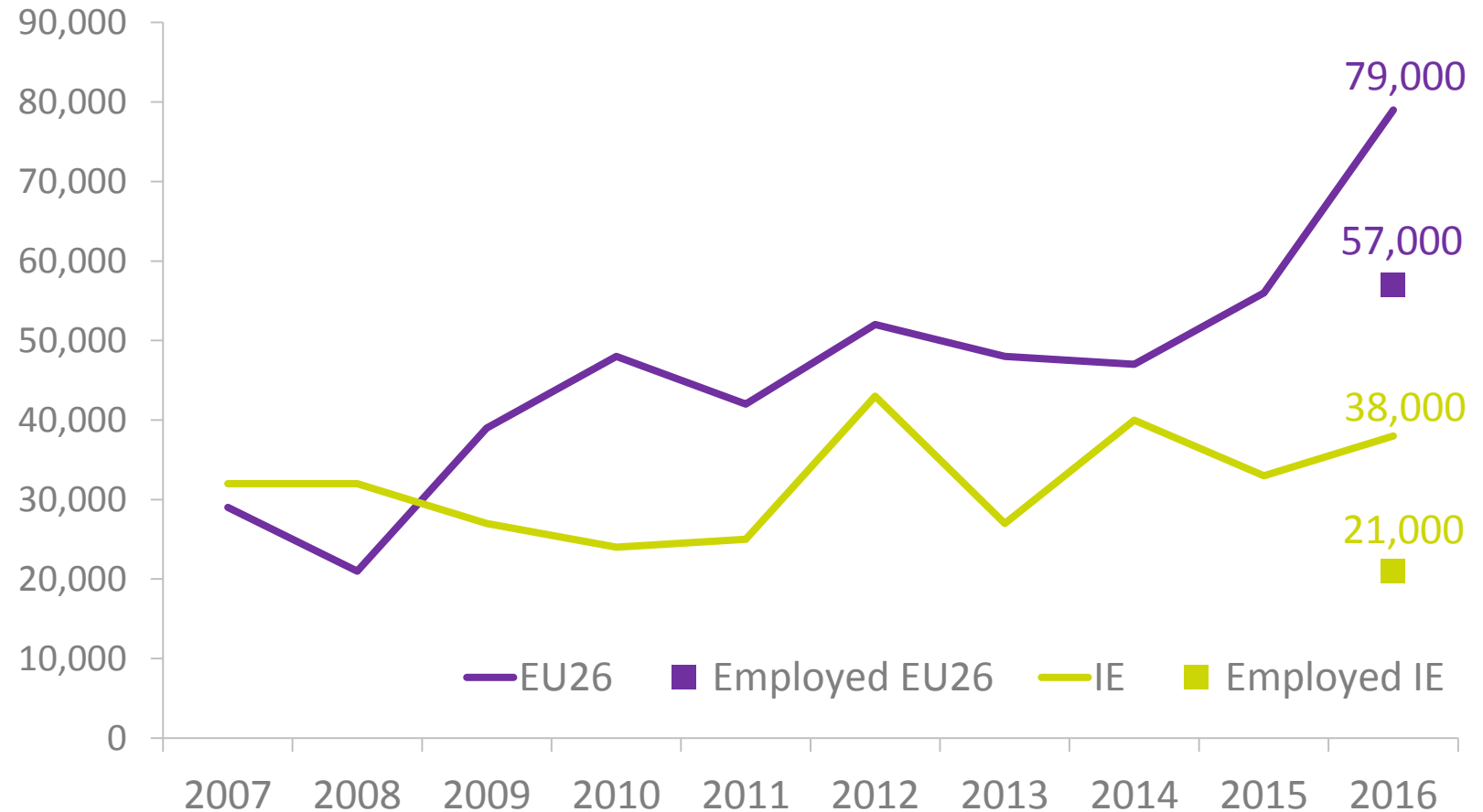


38,000 People born in Ireland and resident in Northern Ireland

Northern Ireland Residents born in **Ireland** and **EU26** (2007-2016) and Employed in Northern Ireland (2016)

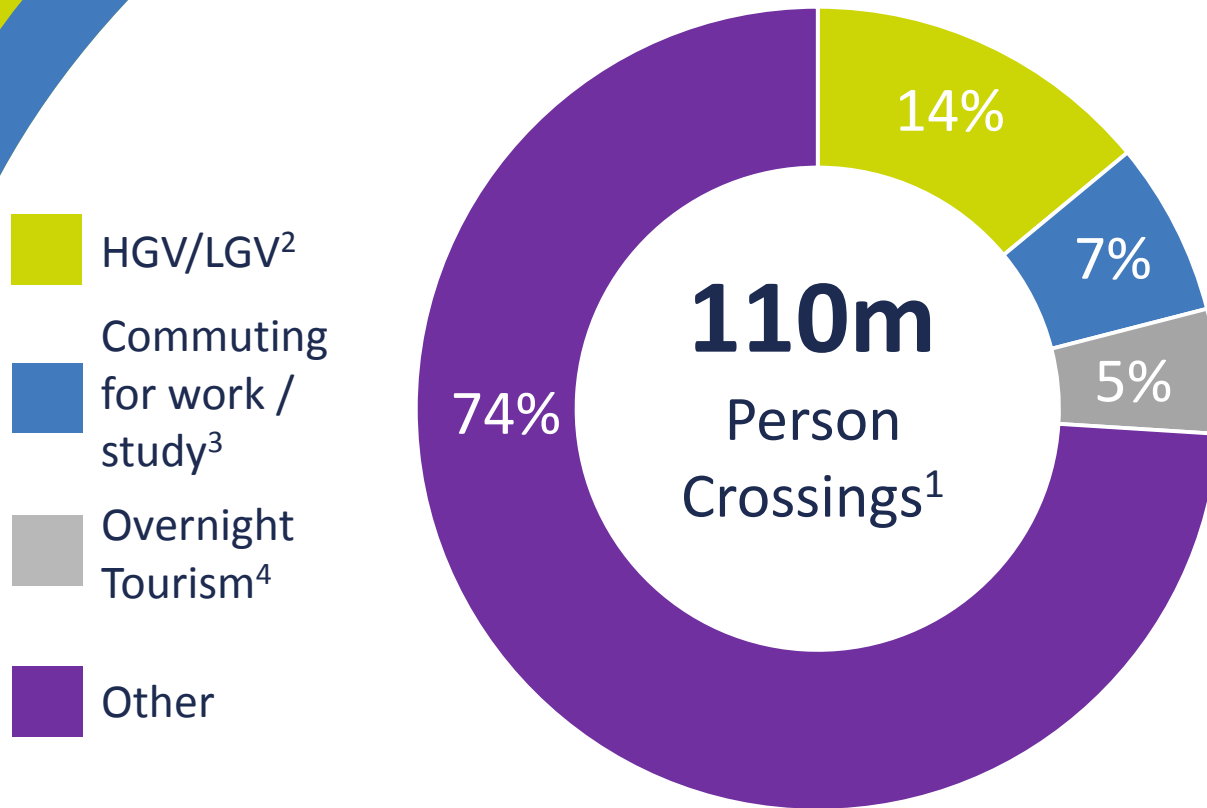
In October – December 2016 it was estimated that there were:

- 38,000 persons resident in NI born in Ireland with 37,000 aged 16 or over. Of these 21,000 (57%) were employed and working in NI
- 1,455,000 total persons resident in NI aged 16 or over. Of these 841,000 (58%) were employed and working in NI



NI↔IE border – 110 million person crossings per annum

NI-IE Border - Person Crossings by Purpose 2016*



- 14% are HGV / LGV crossings
- 7% of people regularly commute across the border for work and study
- 5% are overnight tourism trips
- 74% are classed as other, which may include:
 - Other business purposes
 - Visiting friends and relatives
 - Shopping
 - Medical treatment
 - Tourism day trips
 - Further travel e.g. to get to an airport
 - Other reasons

*Traffic counters are located at the 15 Principal Northern Ireland-Ireland crossing points

**Breakdown is an estimate based on other sources applied to the DfI Transport Model

1: Department for Infrastructure (DfI) Transport Model

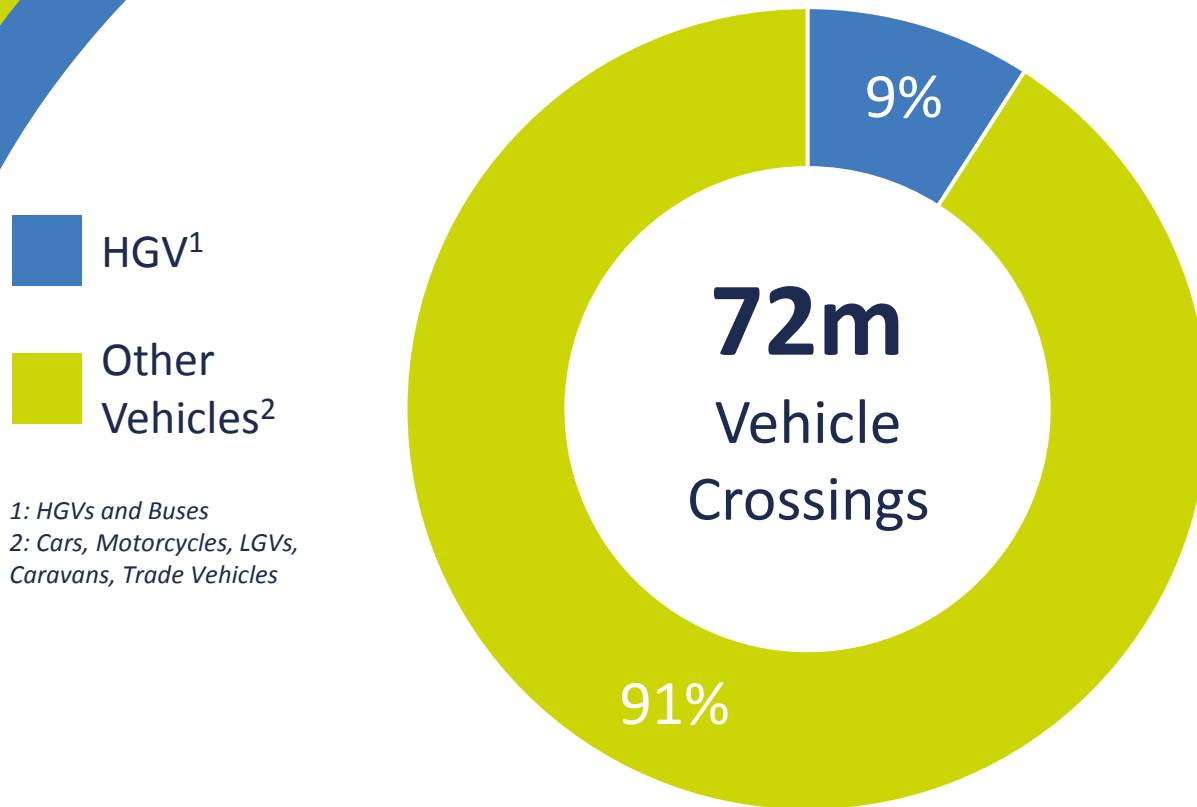
2: DfI Transport Model using vehicle classification mix from the 15 border crossing points on [Transport Infrastructure Ireland](#)

3: Censuses of Northern Ireland and Ireland 2011

4: External Overnight Trips to Northern Ireland 2016, NISRA; Visitor Facts and Figures 2016, Tourism Ireland

NI↔IE border - 72 million vehicle crossings per annum

NI-IE Border - Vehicle Crossings by Type 2016



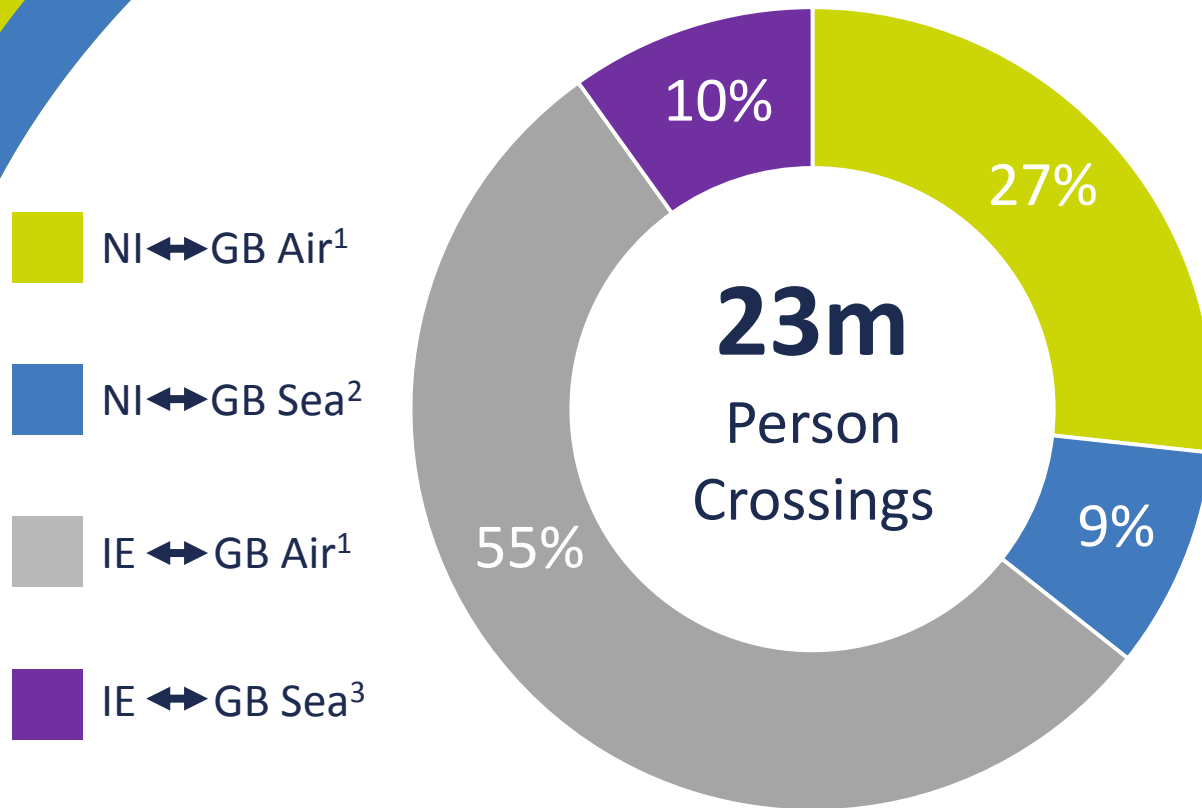
An estimated 72 million NI-IE border vehicle crossings per annum. Of these:

- 66 million (91%) were classed as Other Vehicles - cars, motorcycles, LGVs and caravans, etc...
- 6.4 million (9%) were classed as HGV vehicles (including buses)

Irish Sea (IE/NI↔GB)

23 million person crossings per annum

Irish Sea - Person Crossings by Route 2016



- In 2016, 8.3 million (35%) Irish Sea person crossings using Northern Ireland air and sea ports; of these:
 - 6.2 million (27%) used NI airports
 - 2.1 million (9%) used NI sea-ports
- In 2016, 15.2 million (65%) Irish Sea person crossings using Ireland air and sea ports; of these:
 - 12.8 million (55%) used IE airports
 - 2.4 million (10%) used IE sea-ports

1: NI Air Passenger Statistics 2016, NISRA

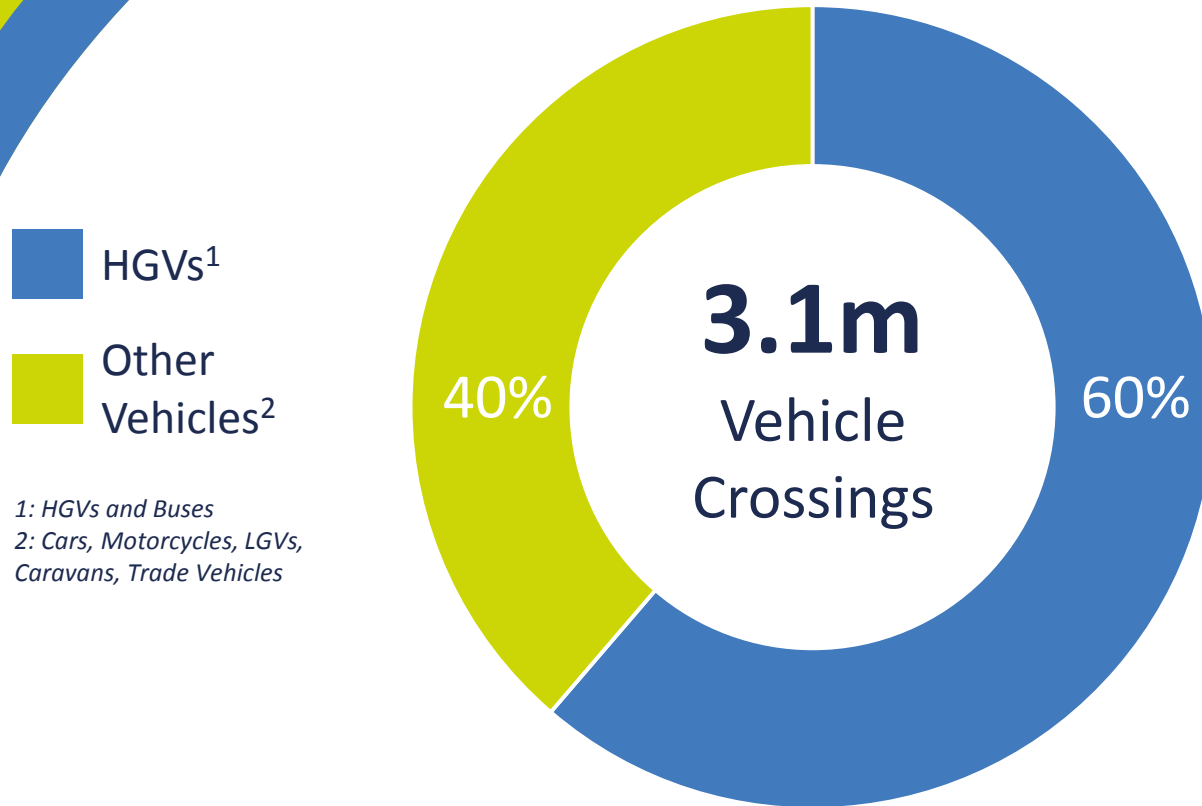
2: Port Freight Statistics: 2016 final figures (revised), Department for Transport

3: Statistics of Port Traffic 2016, CSO

Irish Sea (IE/NI↔GB)

3.1 million vehicle crossings per annum

Irish Sea - Vehicle Crossings by Type 2016



An estimated 3.1 million Irish Sea (IE/NI↔GB) vehicle crossings per annum. Of these:

- 1.9 million (60%) were classed as HGV vehicles (including buses)
- 1.2 million (40%) were classed as Other Vehicles such as cars, motorcycles, LGVs, caravans, etc.....

There were a further 184,000 air traffic movements between airports in NI/IE and GB; and 46,000 arrivals and departures from NI and IE sea ports.

Movement of People:

North-South:

- Estimated total NI↔IE border crossings per annum:
 - 110 million persons & 72 million vehicles
 - 66 million Other Vehicles (cars, motorcycles, LGVs and caravans)
 - 6.4 million HGVs & Buses

East-West:

- Estimated total Irish Sea (IE/NI↔GB) crossings per annum:
 - 23 million persons & 3.1 million vehicles
 - 1.2 million Other Vehicles (cars, motorcycles, trade vehicles, LGVs and caravans)
 - 1.9 million HGVs and buses
- There were a further 184,000 air traffic movements between NI/IE-GB airports; and 46,000 arrivals and departures from NI/IE sea ports

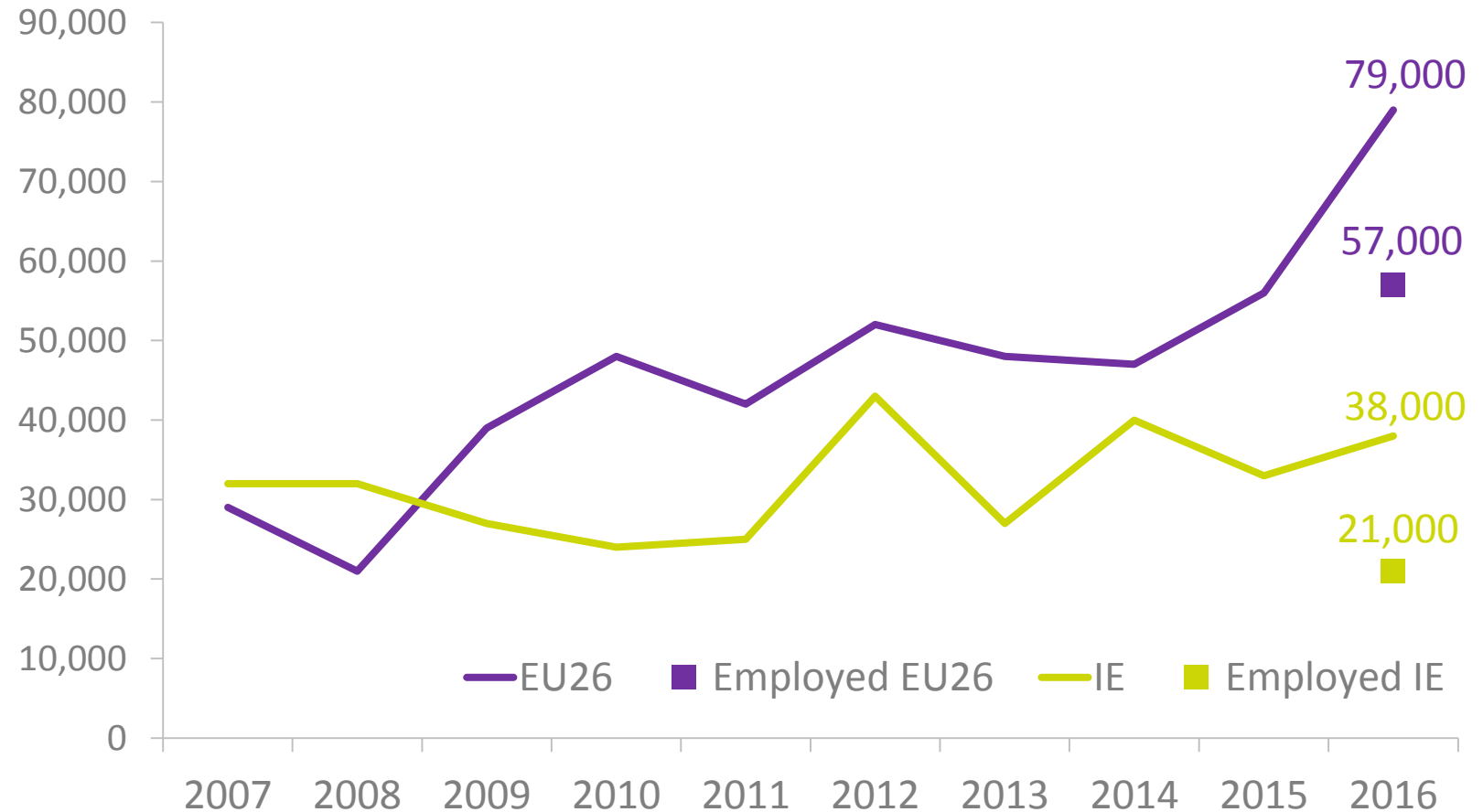
Population Migration

79,000 People born in EU26 and resident in Northern Ireland

Northern Ireland Residents born in **Ireland** and **EU26** (2007-2016) and Employed in Northern Ireland (2016)

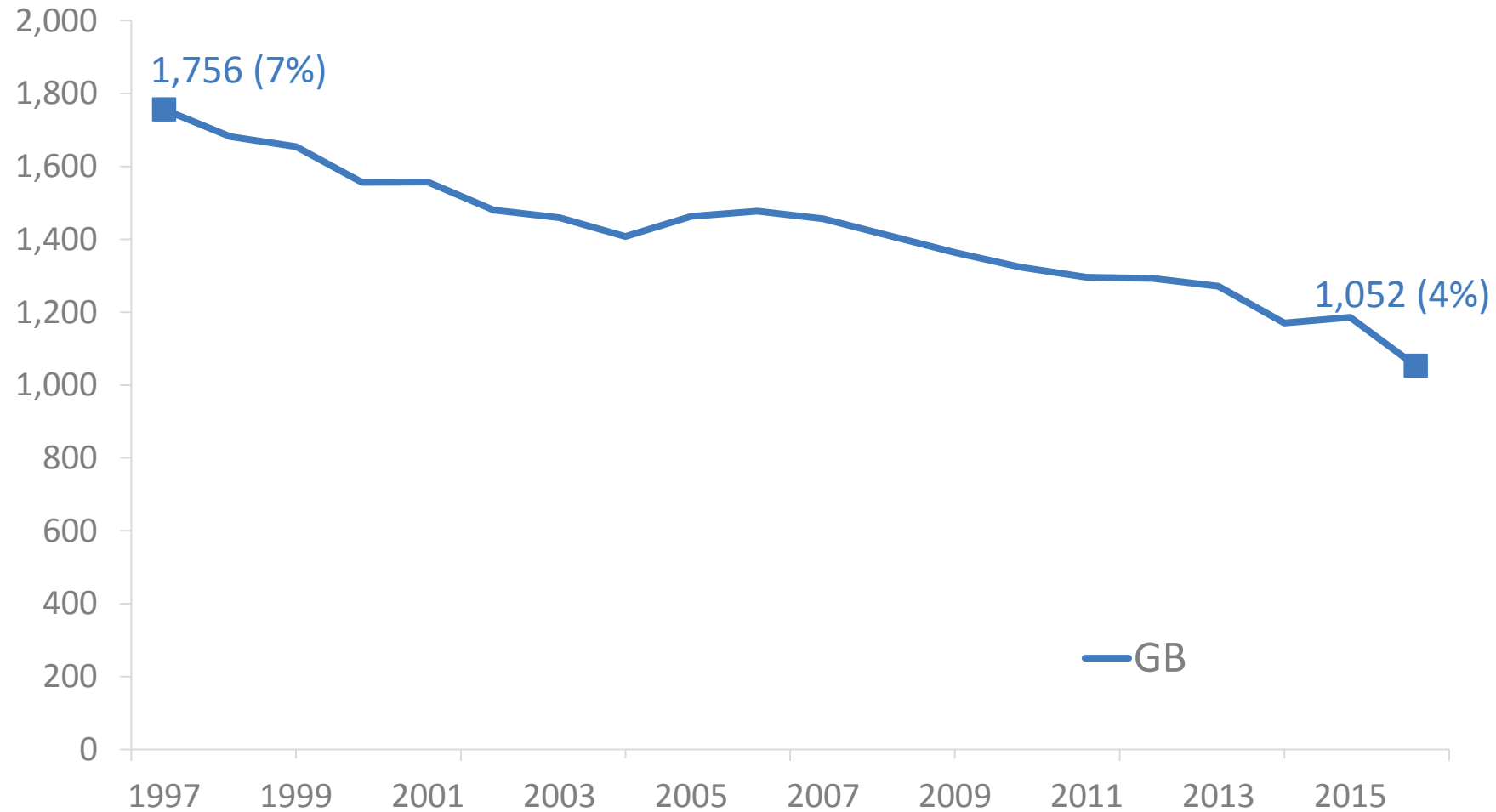
In October – December 2016 it was estimated that there were:

- 79,000 persons resident in NI born in EU26 with 71,000 aged 16 or over. Of these 57,000 (80%) were employed and working in NI
- 38,000 persons resident in NI born in Ireland with 37,000 aged 16 or over. Of these 21,000 (57%) were employed and working in NI
- 1,455,000 total persons resident in NI aged 16 or over. Of these 841,000 (58%) were employed and working in NI



Long-term decline in births in Northern Ireland to mothers born in GB

Births in Northern Ireland to Mothers born in **Great Britain**
1997-2016



1,052 births in Northern Ireland to mothers from GB in 2016 - this is a fall from 1,756 births in 1997

7% of all births in 1997
4% of all births in 2016

In total 24,100 births in NI in 2016

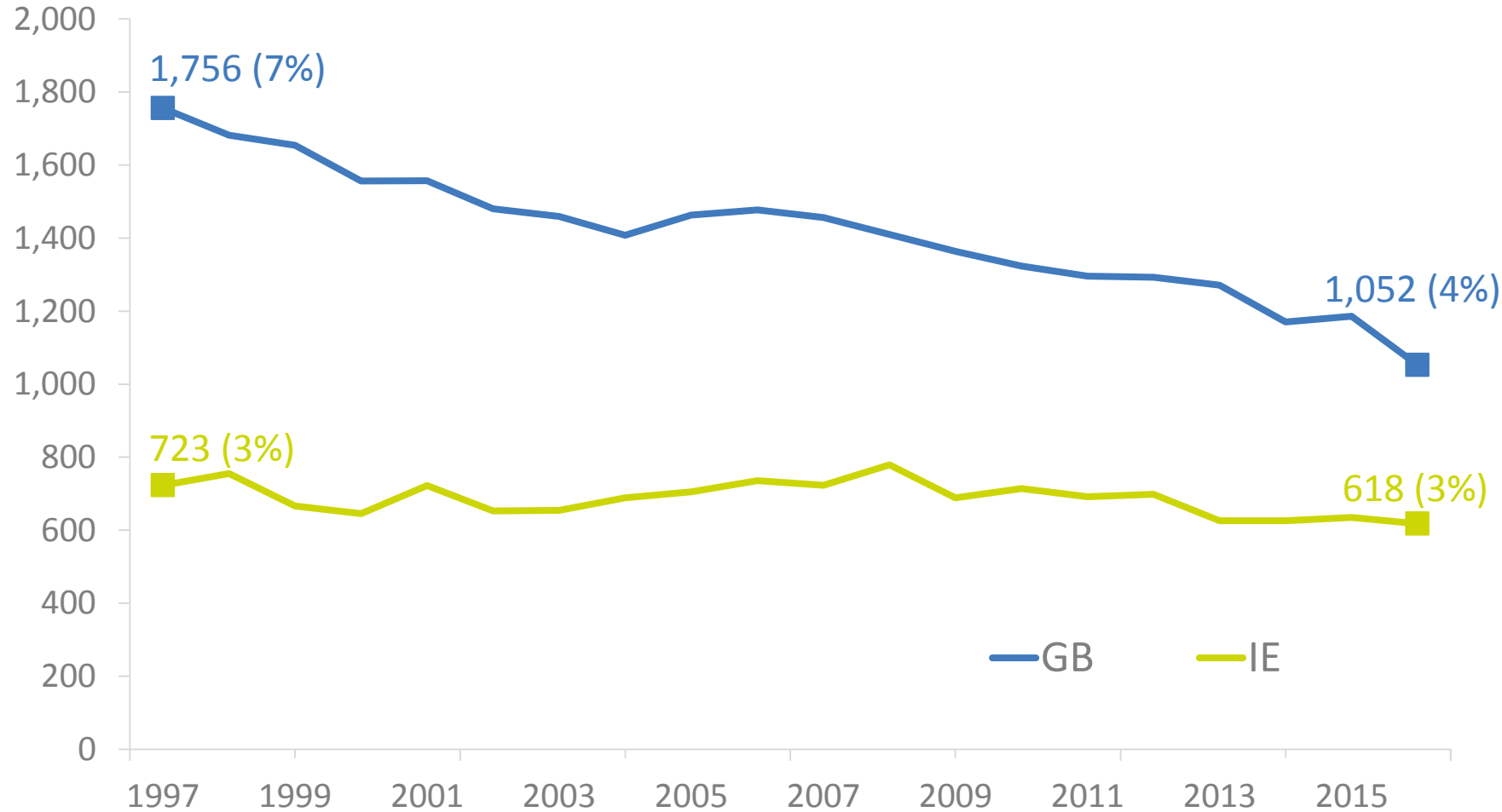
Small fall in births in Northern Ireland to mothers born in Ireland

Births in Northern Ireland to Mothers born in **Great Britain** and **Ireland**
1997-2016

618 births to mothers from IE in 2016; down from 723 births in 1997

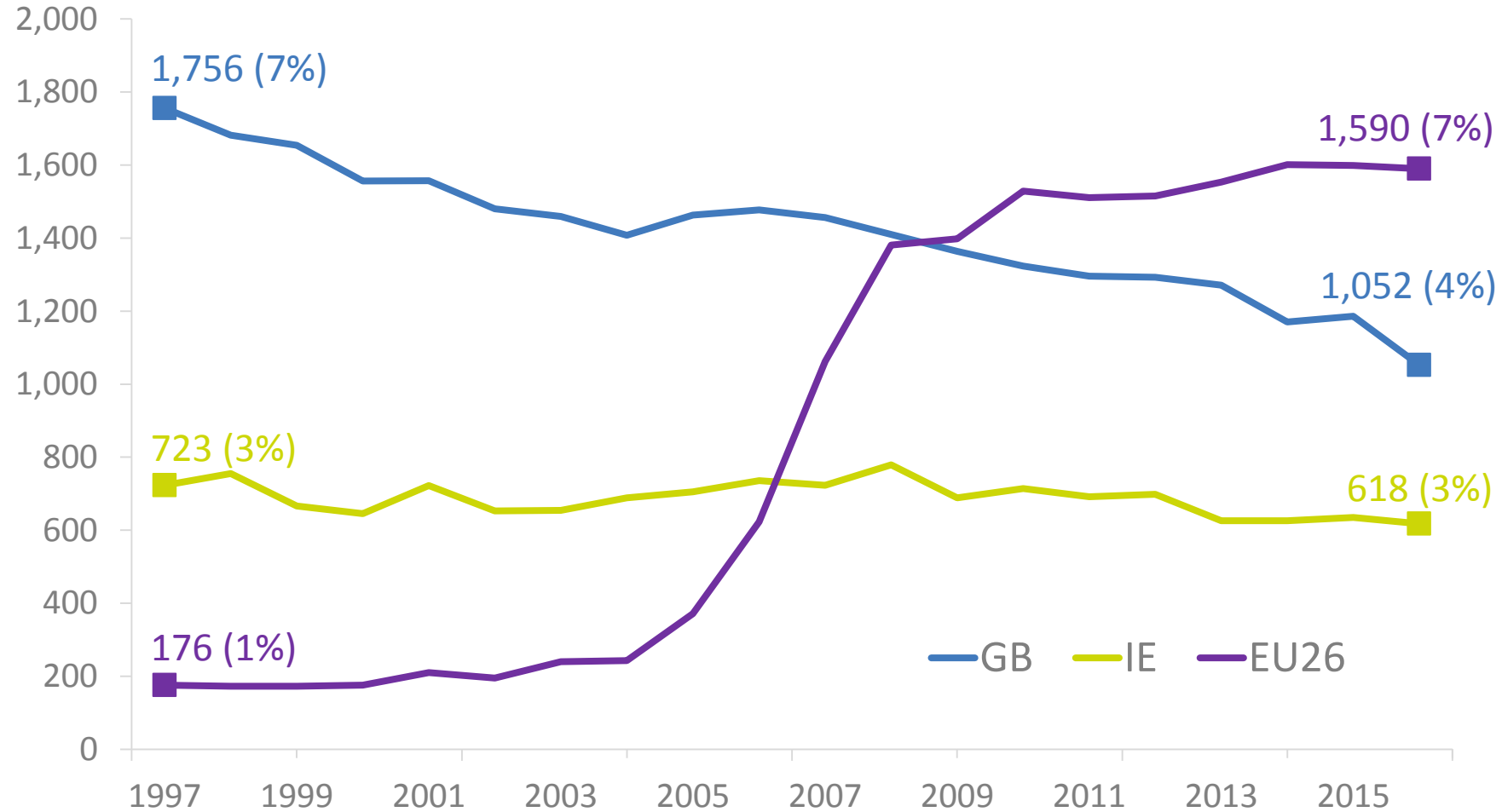
3% of all births in 1997
3% of all births in 2016

In total 24,100 births in NI in 2016



Large rise in births in Northern Ireland to mother born in EU26 countries

Births in Northern Ireland to Mothers born in **Great Britain, Ireland** and **EU26** Countries 1997-2016



1,590 births to mothers from EU26 countries; up from 176 births in 1997

1% of all births in 1997
7% of all births in 2016

In total 24,100 births in NI in 2016

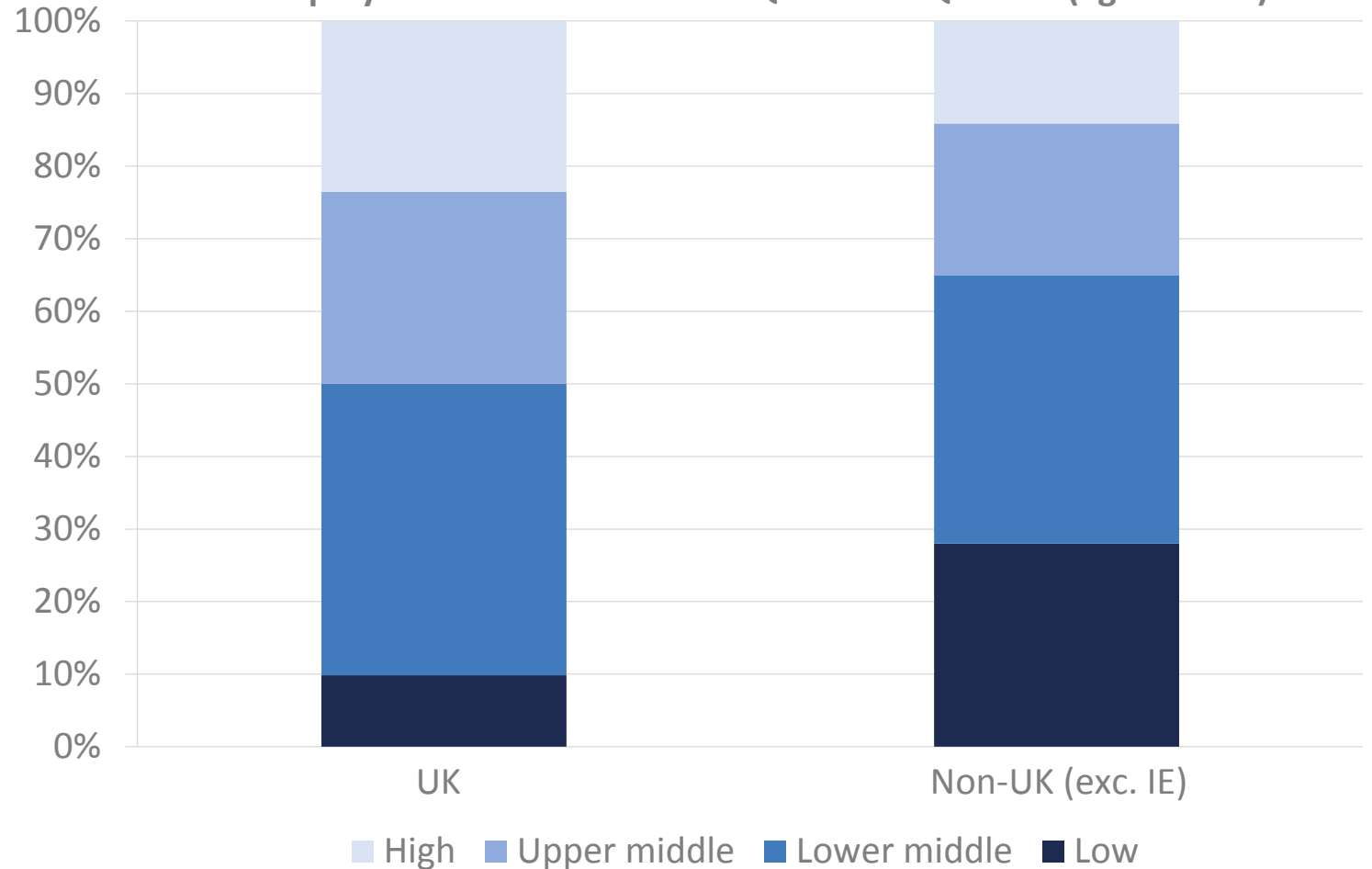
Large rise seen after 2004 EU expansion

UK-born people living and working in Northern Ireland more likely to work in higher skilled jobs

Survey estimates show that in 2015-16 that:

- UK born people living and working in Northern Ireland are more likely to work in higher skilled jobs than non-UK born counterparts

Proportions of Skill Level of Occupation and Country of Birth Groups Employed in Northern Ireland Q4 2015 – Q3 2016 (aged 16-64)



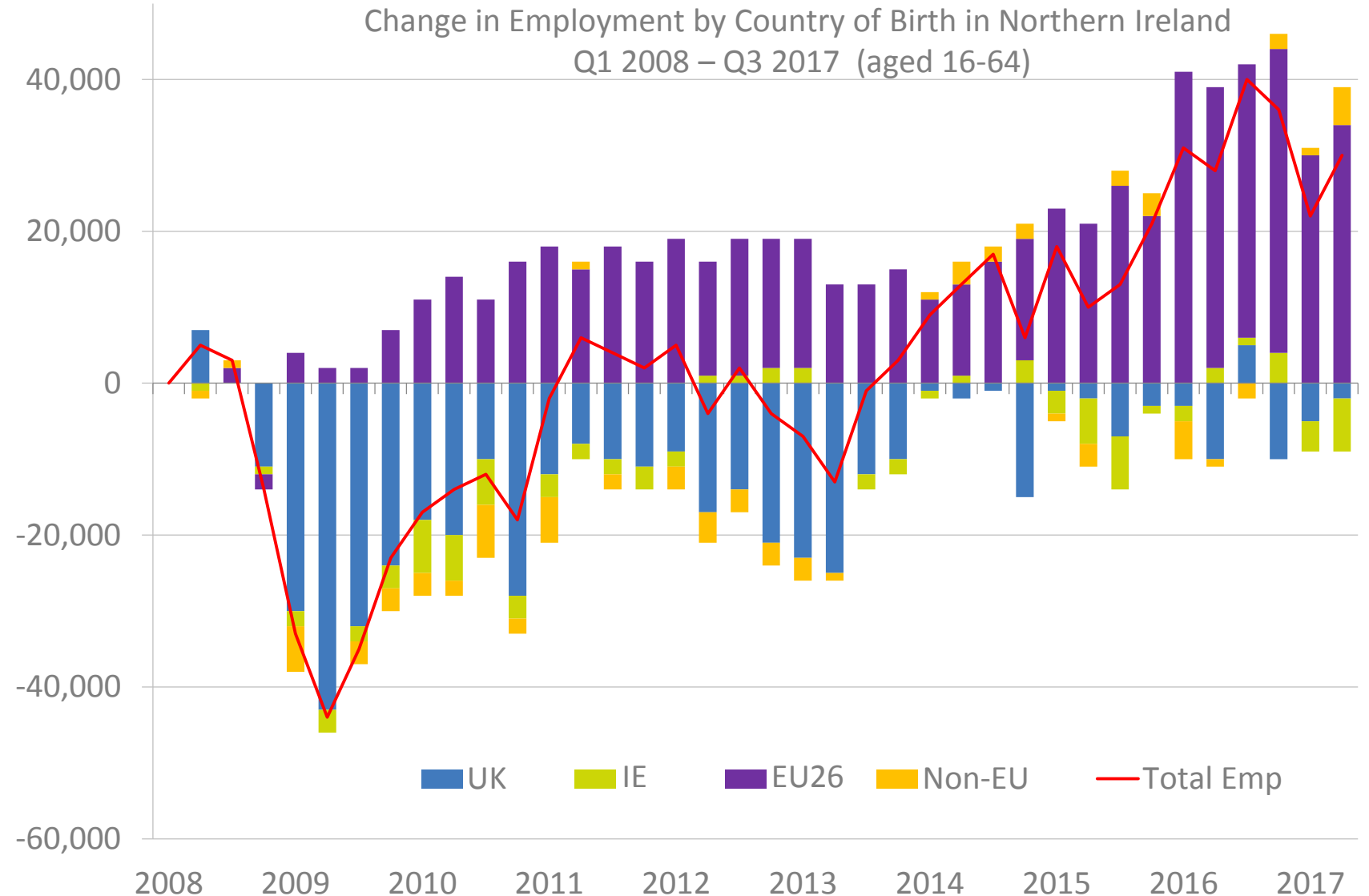
Employment growth since 2014 supported by migrant labour

Employment fell by 40,000 between Q1 2008 and Q2 2009 (impact of financial crisis)

By 2014 employment levels were at pre crisis levels

By 2016 employment had risen by nearly 40,000

Since 2014 employment recovery driven by people born in EU26 now living in Northern Ireland



Migration summary

In October-December 2016, it is estimated that:

- 38,000 persons resident in NI were born in Ireland with 37,000 aged 16 or over. Of these 21,000 (57%) were employed and working in NI
- 79,000 persons resident in NI were born in EU26 countries with 71,000 aged 16 or over. Of these 57,000 (80%) were employed and working in NI.
- UK born people living and working in NI are more likely to work in higher skilled jobs

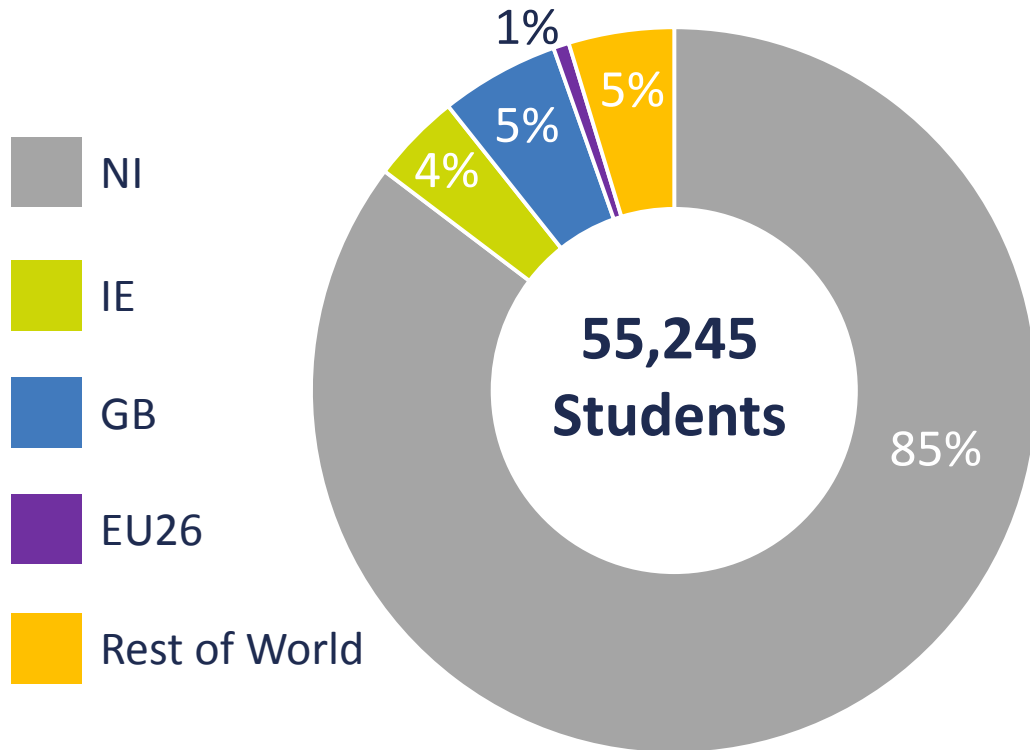
Over the longer-term

- There has been a long-term decline in births here to mothers from GB – down from 1,756 births in 1997 to 1,052 births in 2016
- There has been a large rise in births here to mothers born in EU26 countries – up from 176 births in 1997 to 1,590 births in 2016
- Recent employment growth has been driven by people from EU26 now living and working here

Cross Border Higher Education

15% Non-NI Students at NI Higher Education Institutions in 2015/16

Proportion of Students Enrolled in NI Higher Education Institutions by Domicile 2015/16

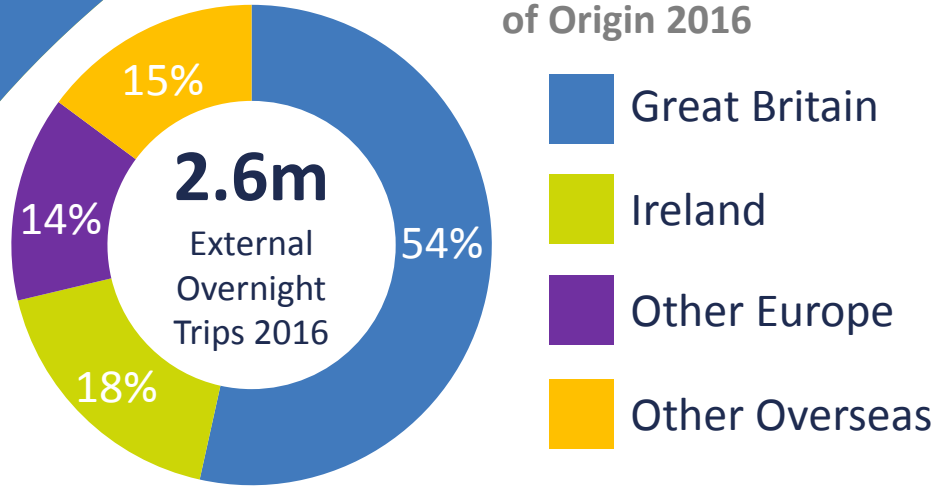


- In 2015/16 - 55,200 students were enrolled in NI Higher Education Institutions. Of these:
 - 47,200 (85%) were from Northern Ireland
 - 2,900 (5%) were from Great Britain
 - 2,200 (4%) were from Ireland
 - 400 (1%) were from EU26
 - 2,600 (5%) were from the Rest of the World
- In 2016/17, there were 1,900 Ireland domiciled students at the three NI Furth. Education Colleges near the border - 6% of their student intake

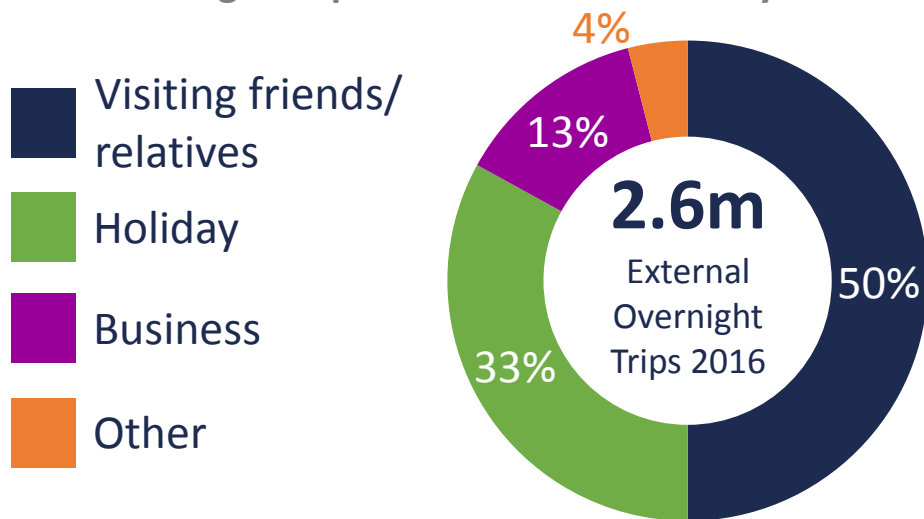
Tourism

2.6 million external overnight trips & £614 million spent in NI in 2016

External Overnight Trips to Northern Ireland by Place of Origin 2016



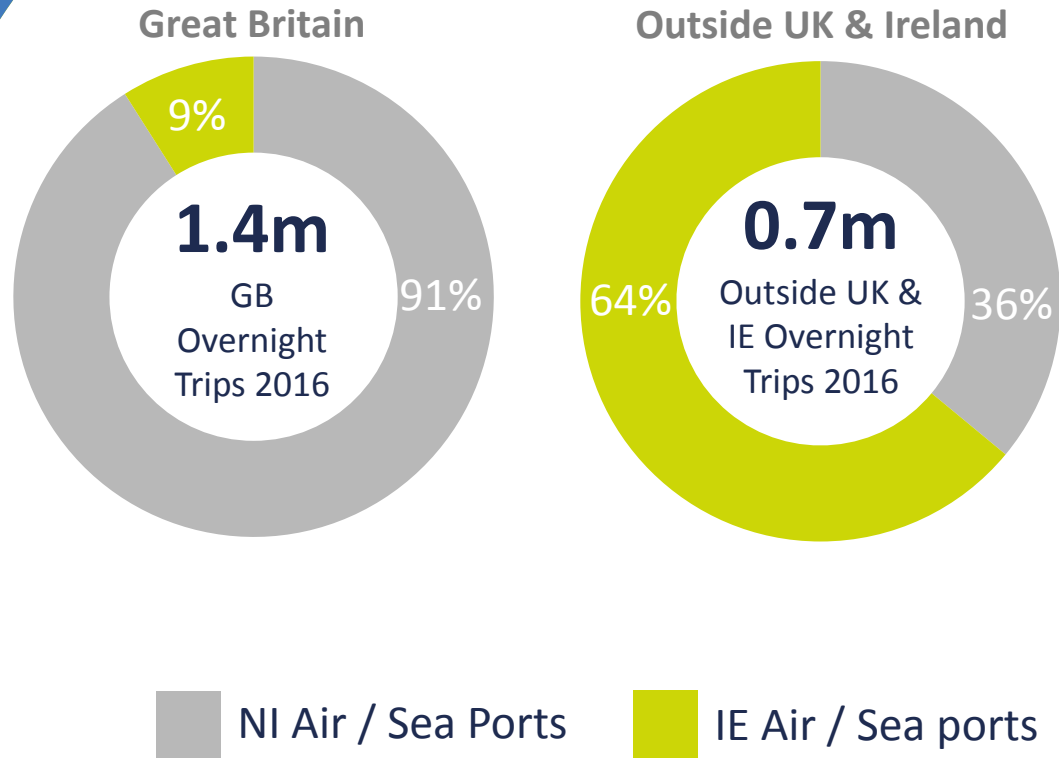
External Overnight Trips to Northern Ireland by Reason for Visit 2016



- 2.6 million external overnight trips to Northern Ireland in 2016
- 85% of overnight visitors were from GB, Ireland and Other Europe
- £614 million spent by visitors on overnight trips – equal to 2% of NI’s GVA (Gross Value Added) of £37.2 billion
- 844,000 external overnight holiday trips by visitors
- 342,000 external overnight business trips by visitors

64% of visitors from Outside UK & IE come through IE ports

Great Britain and Outside UK & Ireland Overnight Trips to Northern Ireland by Place of Departure 2016



- 64% of Outside UK & Ireland visitors used an air or sea port in Ireland
- 91% of GB visitors came directly to NI using a Northern Ireland air or sea port

The following table provides information on the different area groupings used in this report:

Area Grouping	
NI	Northern Ireland
GB	Great Britain
UK	Great Britain, Northern Ireland
IE	Ireland
EU26	Austria, Belgium, Bulgaria, Croatia, Cyprus, Czech Republic, Denmark, Estonia, Finland, France, Germany, Greece, Hungary, Italy, Latvia, Lithuania, Luxembourg, Malta, Netherlands, Poland, Portugal, Romania, Slovakia, Slovenia, Spain, Sweden
EU27	EU26, Ireland
EU	EU27, UK

Note: Whilst the extent of the EU has changed over time, the definition of EU26 above has been taken throughout this report

Overview of People Movement and Migration in Northern Ireland

22nd March 2018
