






Map 1: Relative population change by Census Small Area, mid-2004 to mid-2014

SA2011

Population Change (Mid-2004 to Mid-2014)

-  < -5 per cent
-  -5 to +5 per cent
-  +5 to +20 per cent
-  +20 to +50 per cent
-  > +50 per cent

