

# EU Exit – People Movement, Migration and Transport in Northern Ireland

## People Movement & Transport

### Population Estimates 2018

|                          |                   |
|--------------------------|-------------------|
| Northern Ireland         | 1,881,600         |
| Ireland                  | 4,921,500         |
| <b>Island of Ireland</b> | <b>6,803,100</b>  |
| Great Britain            | 64,553,900        |
| <b>UK</b>                | <b>66,435,600</b> |
| <b>UK &amp; Ireland</b>  | <b>71,357,000</b> |

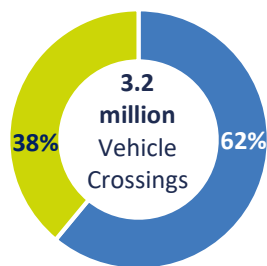
### NI ↔ IE Border Crossings:



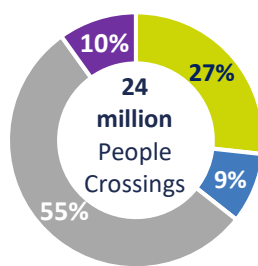
- 110 million people crossings per annum
- 58% of total crossings were by NI residents
- 88% of border crossings by NI residents started in border council areas
- People who live close to the border make seven times more crossings than those who live further from the border
- 72 million vehicle crossings per annum
- 81% increase in LGV crossings from 2014

■ NI residents  
■ IE residents

### Irish Sea (NI/IE ↔ GB) crossings 2018:



■ HGVs  
■ Other Vehicles

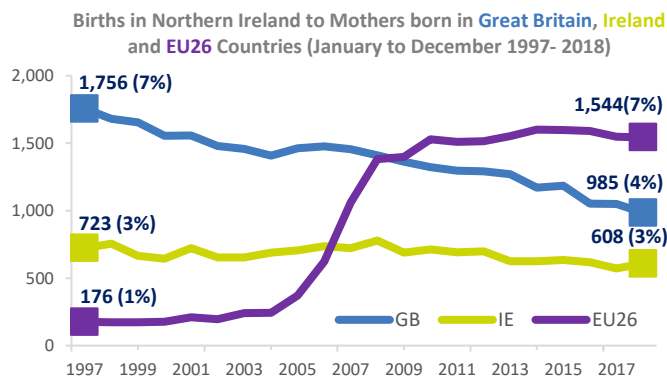


■ NI ↔ GB Air ■ IE ↔ GB Air  
■ NI ↔ GB Sea ■ IE ↔ GB Sea

## Population Migration

### Births

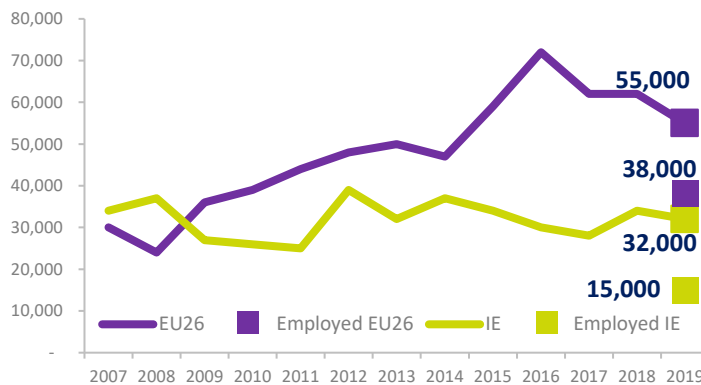
- In 2018 there were a total of 22,800 births in NI.



### Employment

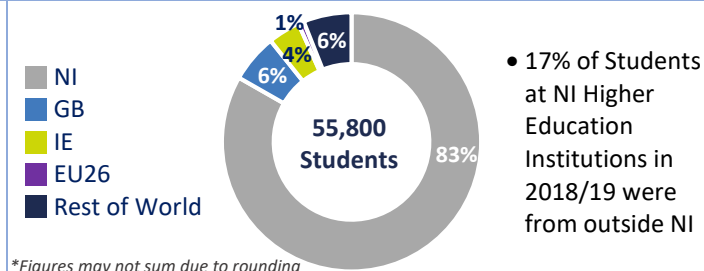
- 1,469,000 people resident in NI aged 16 or over. Of these 871,000 (59%) were employed and working in NI.

Northern Ireland Residents born in Ireland and EU26 (2007-2019) and Employed in Northern Ireland (2019)



- 20% of non-UK born people aged 16-64 who are living and working in NI are employed in low skilled jobs compared to 9% of their UK born counterparts.

## Cross-Border Higher Education



\*Figures may not sum due to rounding

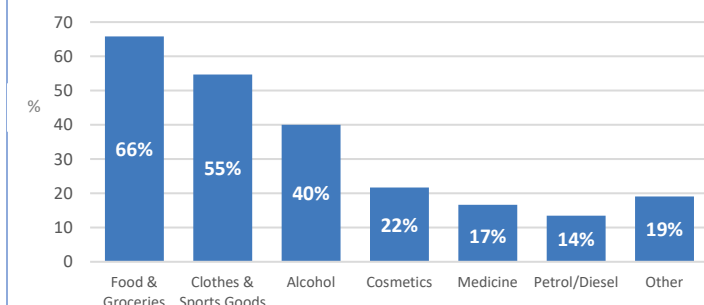
## Tourism

- During 2018 there were an estimated:
  - 2.8m external overnight trips to NI
  - 84% of overnight visitors were from GB, Ireland and Other Europe
  - 62% of Outside UK & Ireland visitors to NI used an air or sea port in Ireland as part of their journey
  - £669m spent by visitors on overnight trips – equivalent to 2.5% of NI's GVA (Gross Value Added) of £39.6bn in 2017
  - 1,049,000 external overnight holiday trips by visitors
  - 352,000 external overnight business trips by visitors

## Cross-Border Shopping

- In the 12 months to Q1 of 2018:
  - €458 million spent in NI on cross-border shopping trips by residents from Ireland
  - 44% of households in Ireland located in the 'Border' region made shopping trips to NI
  - 88% were same day visits

Goods purchased in NI on Cross-Border Shopping by residents of Ireland\*



\*Figures may not sum to 100% as households may have purchased items in more than one category

More detailed information on the above can be found in the [Overview of People Movement, Migration and Transport in NI slide pack](#)