

# Overview of NI Trade with GB

27<sup>th</sup> September 2018

# User notes

1. A purchase by a Northern Ireland business from a Great Britain business does not necessarily equate to a full market transaction. For example, some purchases will relate to a large GB company transferring goods from a distribution centre in GB to a branch located within NI.
2. The goods figures shown here exclude sales of live animals. The services figures will also exclude transactions relating to tourism and financial services.
3. Figures shown here are based primarily on the [Broad Economy Sales and Exports Statistics \(BESES\)](#), therefore they are survey based estimates.

# Northern Ireland (NI) businesses made significant use of goods & services purchased from Great Britain (GB) businesses in 2016



NI purchased £20.2bn of external goods and services in 2016

£13.4bn (66%) of goods and services were purchased from GB in 2016

£11.0bn (64%) of goods were purchased from GB in 2016

# 70% of goods purchased by NI businesses from GB businesses were aimed at the NI 'High Street' in 2016

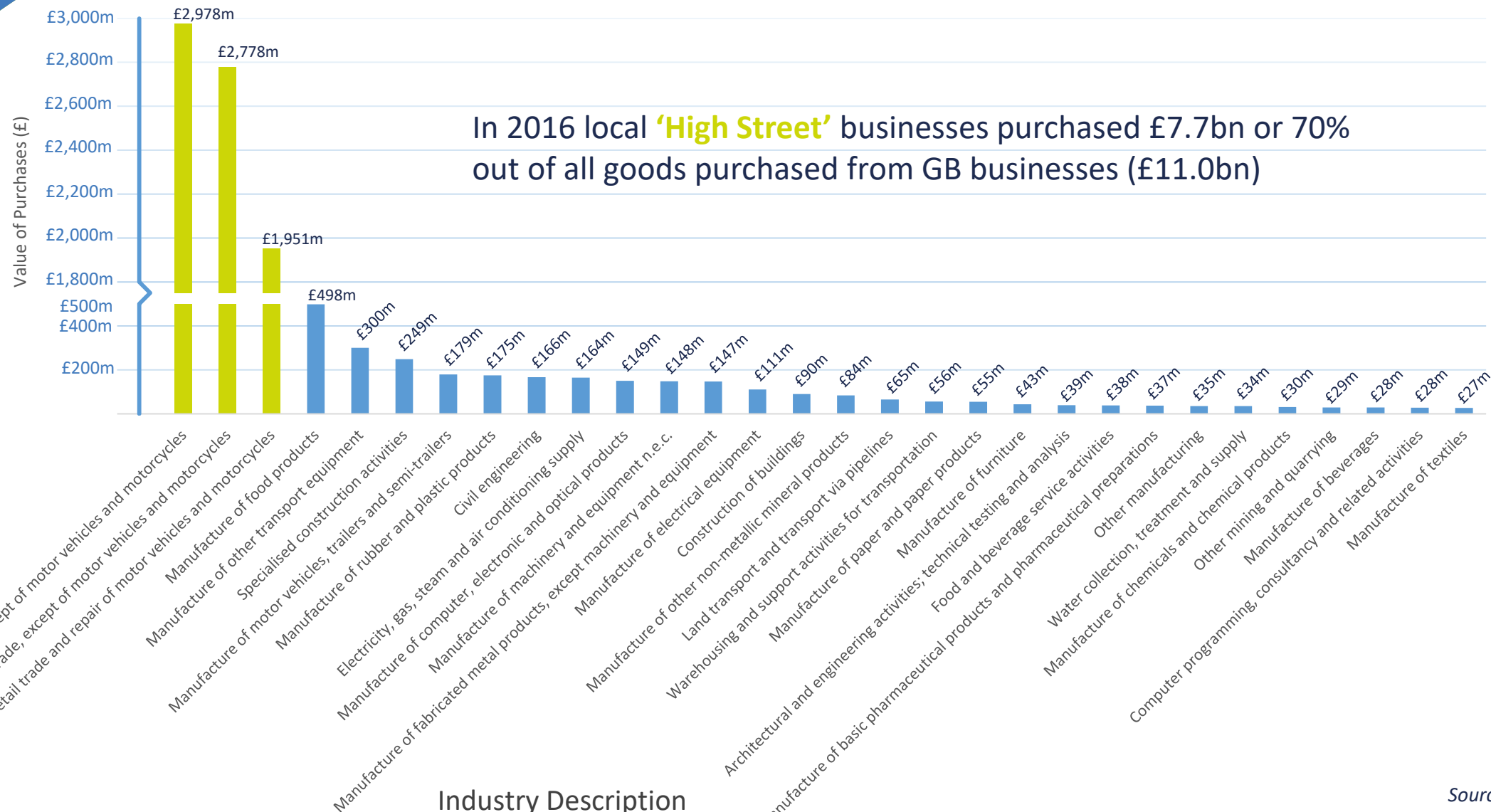


NI businesses purchased £11.0bn of goods from GB businesses in 2016

Local 'High Street' businesses accounted for £7.7bn (70%) of all goods purchased from GB businesses

# Purchase of goods from GB by NI businesses (by value(£) 2016)

Total goods  
purchased  
from GB  
£11.0bn

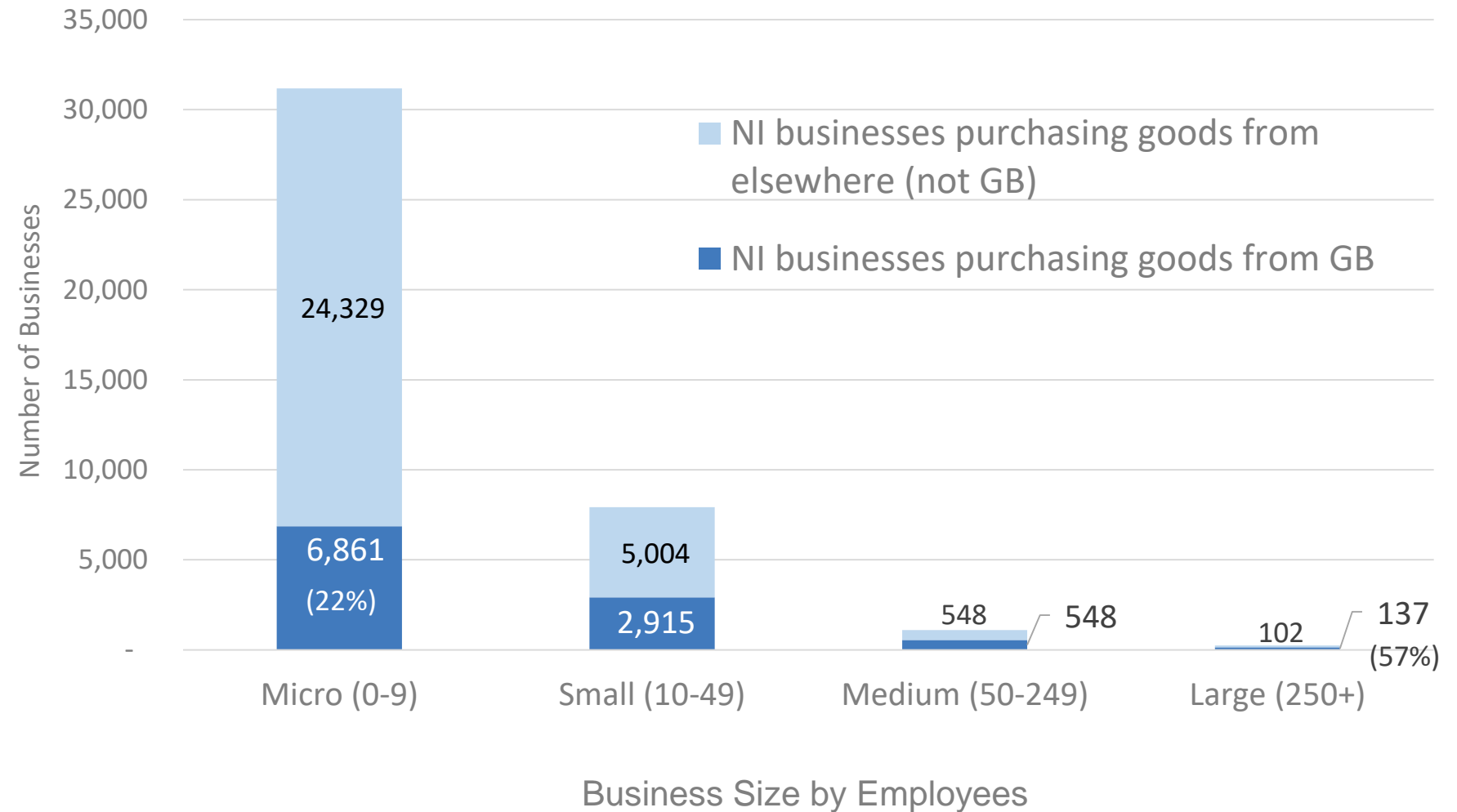


# NI industries most dependent on purchases of goods from GB businesses (more than 30% of all purchases), 2016



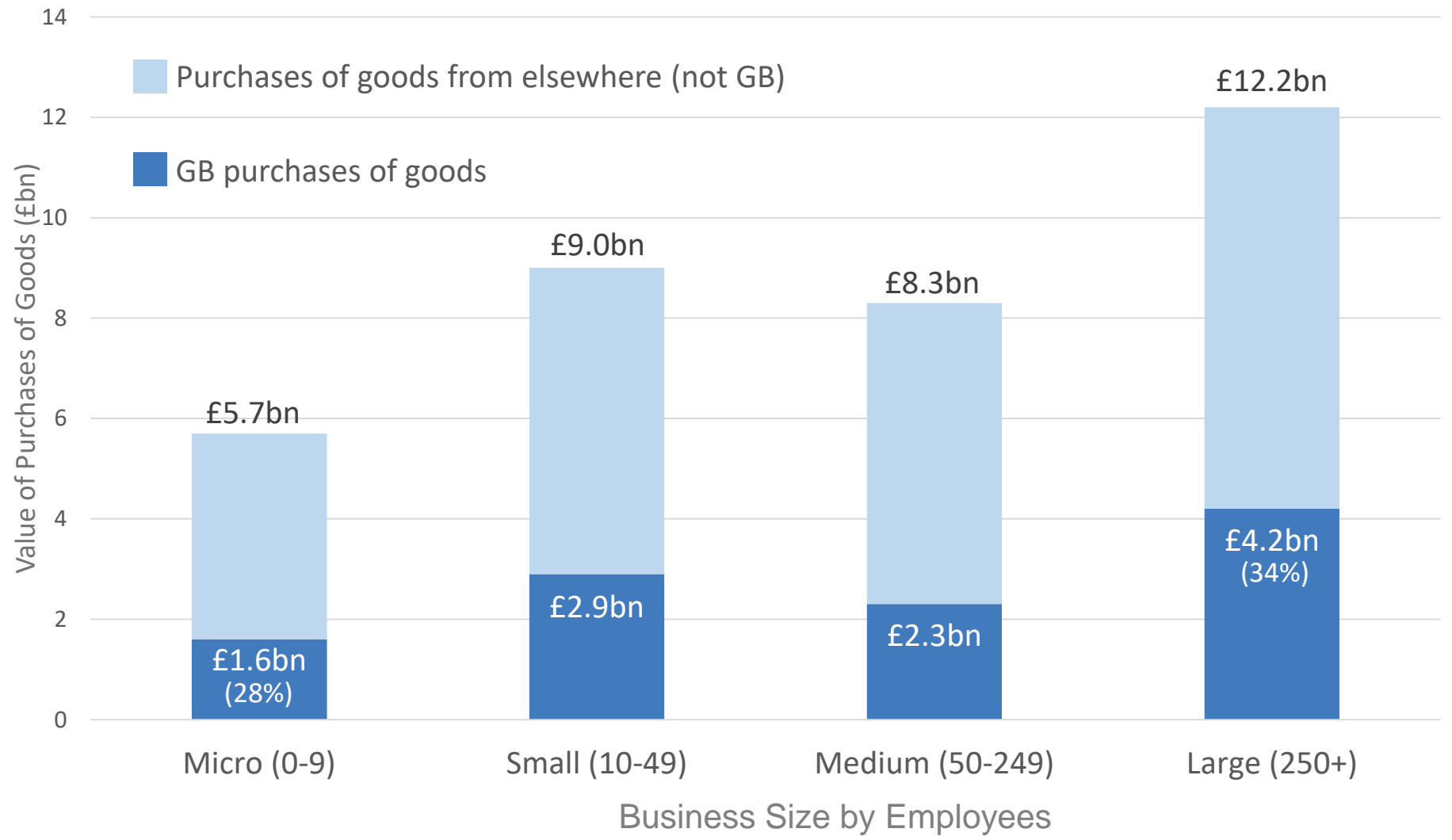
## Number of NI businesses purchasing goods from GB businesses by employment size, 2016

- 22% of NI micro-businesses that purchase goods do so from GB
- 57% of NI large businesses that purchase goods do so from GB



# Value of total NI purchases of goods and value of goods purchased from GB by business size, 2016 (£bn)

- 22% of the value of all purchases by NI micro-businesses are from GB businesses
- 34% of the value of all purchases of goods by NI large businesses are from GB businesses

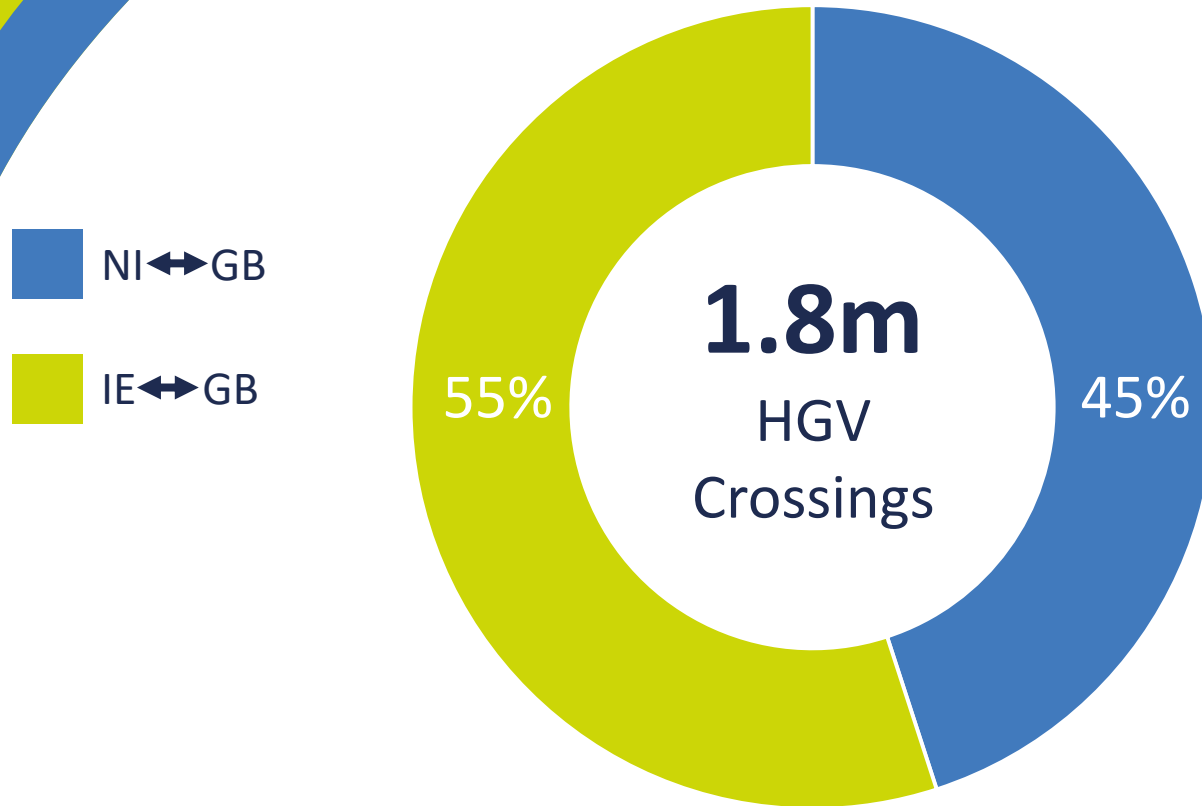




# Irish Sea (IE/NI↔GB)

## 1.8 million HGV crossings 2016

Irish Sea - HGV Crossings 2016



An estimated 1.8 million Irish Sea (IE/NI↔GB) HGV crossings in 2016. Of these:

- 0.8 million (45%) were between NI and GB
- 1.0 million (55%) were between Ireland (IE) and GB

There were a further 184,000 air traffic movements between airports in NI/IE and GB; and 46,000 arrivals and departures from NI and IE sea ports.

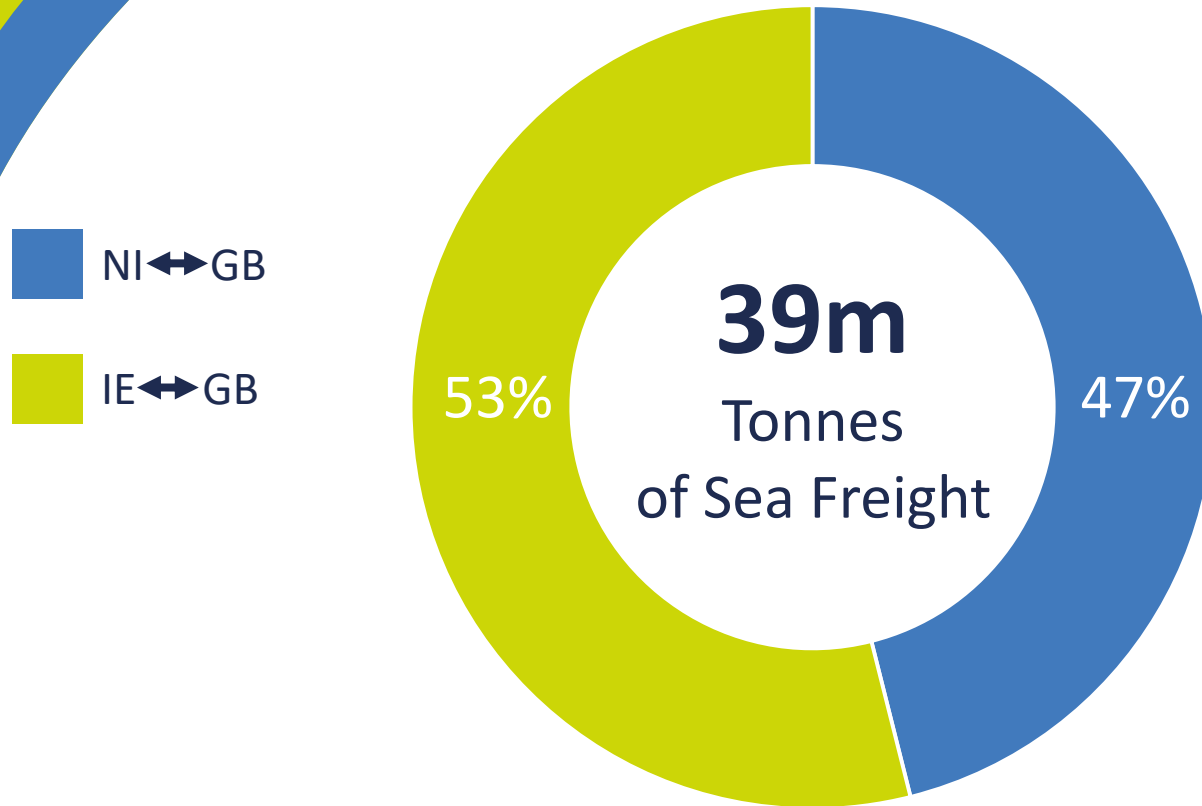
**Sources:**

[Port Freight Statistics: 2016 final figures \(revised\), Department for Transport](#)  
[Statistics of Port Traffic 2016, CSO](#)  
[UK Airport Data, Civil Aviation Authority](#)  
[Aviation Statistics, CSO](#)

# Irish Sea (IE/NI↔GB)

## 39 million tonnes of sea freight in 2016

Irish Sea – Freight Tonnage (Sea) 2016



An estimated 39 million tonnes of sea freight crossing the Irish Sea (IE/NI↔GB) in 2016. Of these:

- 18 million tonnes (47%) were between NI and GB
  - NI received 9.7 million tonnes (53%)
  - NI forwarded 8.6 million tonnes (47%)
- 20 million tonnes (53%) were between IE and GB
  - IE received 11.2 million tonnes (55%)
  - IE forwarded 9.2 million tonnes (45%)

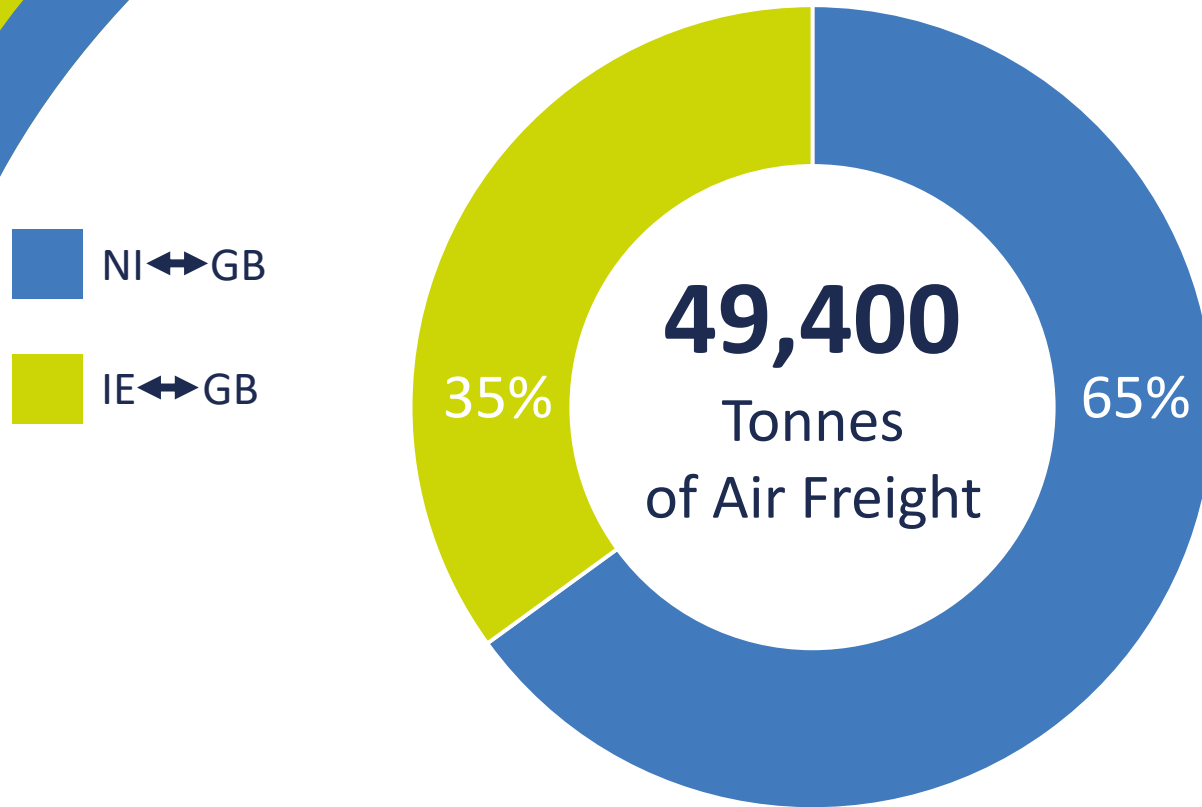
Sources:

[Port Freight Statistics: 2016 final figures \(revised\), Department for Transport](#)  
[Statistics of Port Traffic 2016, CSO](#)

# Irish Sea (IE/NI↔GB)

## 49,400 tonnes of air freight in 2016

Irish Sea – Freight Tonnage (Air) 2016



An estimated 49,400 tonnes of air freight crossing the Irish Sea (IE/NI↔GB) in 2016. Of these:

- 32,300 tonnes (65%) were between NI and GB
- 17,100 tonnes (35%) were between IE and GB

Sources:

[UK Airport Data, Civil Aviation Authority](#)

[Aviation Statistics, CSO](#)

# Transportation of goods NI ↔ GB

- Macro-economic data suggests that most of the movement of goods to/from GB which directly involves a NI business is through a NI air or sea port
- Data from a local haulier shows 91% of their HGV movements of goods to/from GB involving a NI business is directly through a NI port
- A recent [DAERA survey](#) has shown that around 90% of the value of goods sold into GB by NI food & drinks businesses is transported through a NI air or sea port
- That said intelligence suggests that the delivery from NI to GB of just in time chilled foods does make greater use of the shorter journey time between Dublin and Holyhead (i.e. this specific element may be different)

# Movement of Goods from GB to NI/IE 2016

Direction	Value of Goods (£bn)	% High Street	Number of HGVs
GB to NI	£11.0	70%	419,000
GB to IE	£14.6	50-70%*	500,000**

Notes:

\*CSO approximation based on unpublished data

\*\*figures based on approximation of half of the total known figure

Sources:

[Broad Economy Sales and Exports Statistics 2016, NISRA](#)

[Regional Trade Statistics 2016, HMRC](#)

[Port Freight Statistics: 2016 final figures \(revised\), Department for Transport](#)  
[Statistics of Port Traffic 2016, CSO](#)

# Overview of NI Trade with GB

September 2018