

Northern Ireland Air Passenger Flow

Published 16 February 2016

The key points are that in the year to September 2015:

- there were **7.23 million air passengers flowing** through Northern Ireland airports. This represents a **4% increase** on the year to September 2014 with flows increasing across Belfast International & George Best Belfast City Airports (both +5%) but decreasing in City of Derry Airport (-17%) - see background note 4;
- **Northern Ireland residents** made up **58% of the passenger flow** through Northern Ireland airports (4.17 million of the 7.23 million passenger flow);
- Northern Ireland residents made up a further **0.85 million air passengers flowing** through Republic of Ireland airports - see background note 5;
- **in total Northern Ireland residents** made up **5.02 million air passenger flow** through Northern Ireland (4.17 million) and Republic of Ireland (0.85 million) airports.

Lead Statistician:

Joanne Henderson

Tourism Statistics Branch,

NISRA,

Netherleigh,

BELFAST

BT4 2JP

Telephone: 028 9052 9585

Email:

tourismstatistics@dfpni.gov.uk

Frequency: Quarterly

Coverage: Northern Ireland

Theme: Travel and Transport

Contents:

[Introduction](#) 2

[Total Air Passenger Flow](#) 3

[Northern Ireland Residents](#)

[Air Passenger Flow](#) 5

[Background Notes](#) 7

Introduction

This report provides a picture of air passenger flow from Northern Ireland airports and Northern Ireland residents. The report informs the Assembly and Executive, policy makers, Northern Ireland airports and the public on air passenger flow data for Northern Ireland. The report includes two sections:

1. Total air passenger flow (Northern Ireland Airports)
2. Air Passenger Flow (Residency) - (October 2014 – September 2015)

Air Passenger Flow

This relates to an estimate of passengers both IN and OUT of an airport. It does not give an estimate on the number of individuals.

For example



1 individual to and from London = **2 Air Passenger Flow**

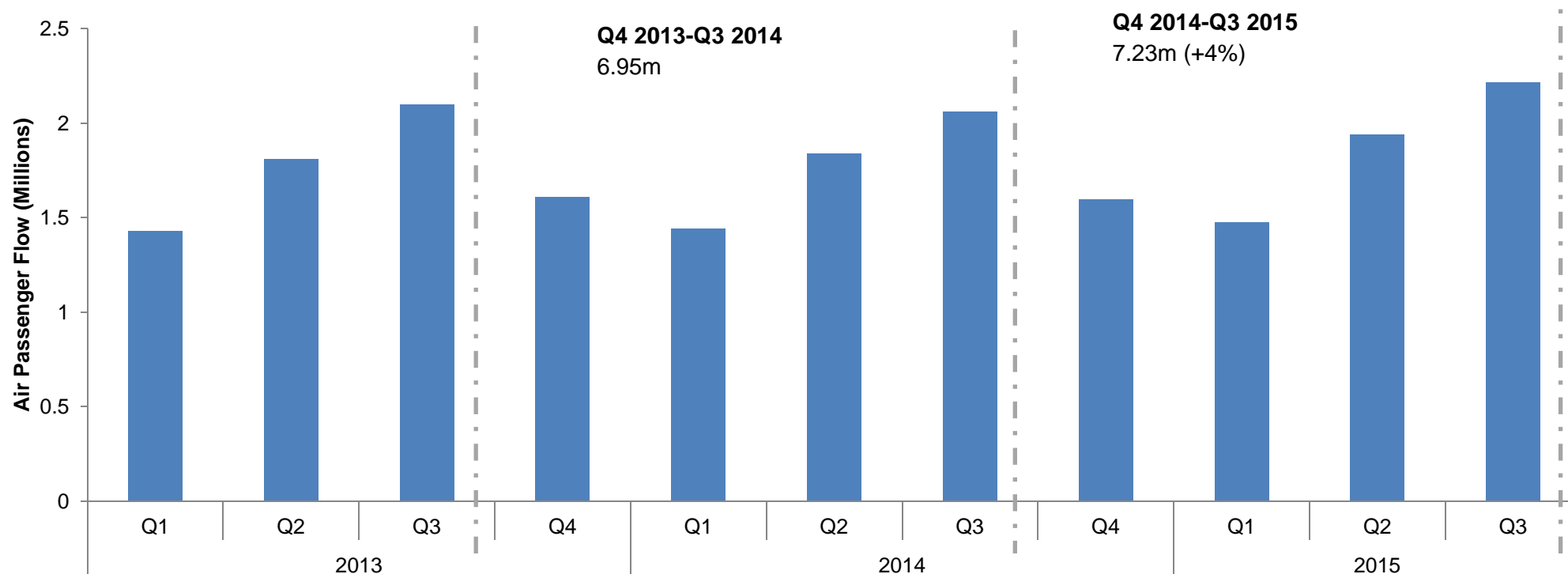


A family of **4** to and from Spain = **8 Air Passenger Flow**

Section 1: Total air passenger flow (Northern Ireland Airports)

- Air passenger flow across all Northern Ireland airports was 7.23 million in the 12 months to September 2015. This represents a 4% increase on the year to September 2014.
- In the year to September 2015, there were 252 million air passengers flowing through United Kingdom airports and 28.8 million air passengers flowing through Republic of Ireland airports.
- The top 18 destinations in terms of direct air passenger flow in 2014 from Northern Ireland Airports were to Great Britain. These routes accounted for 69% of all air passenger flow to and from Northern Ireland in 2014.

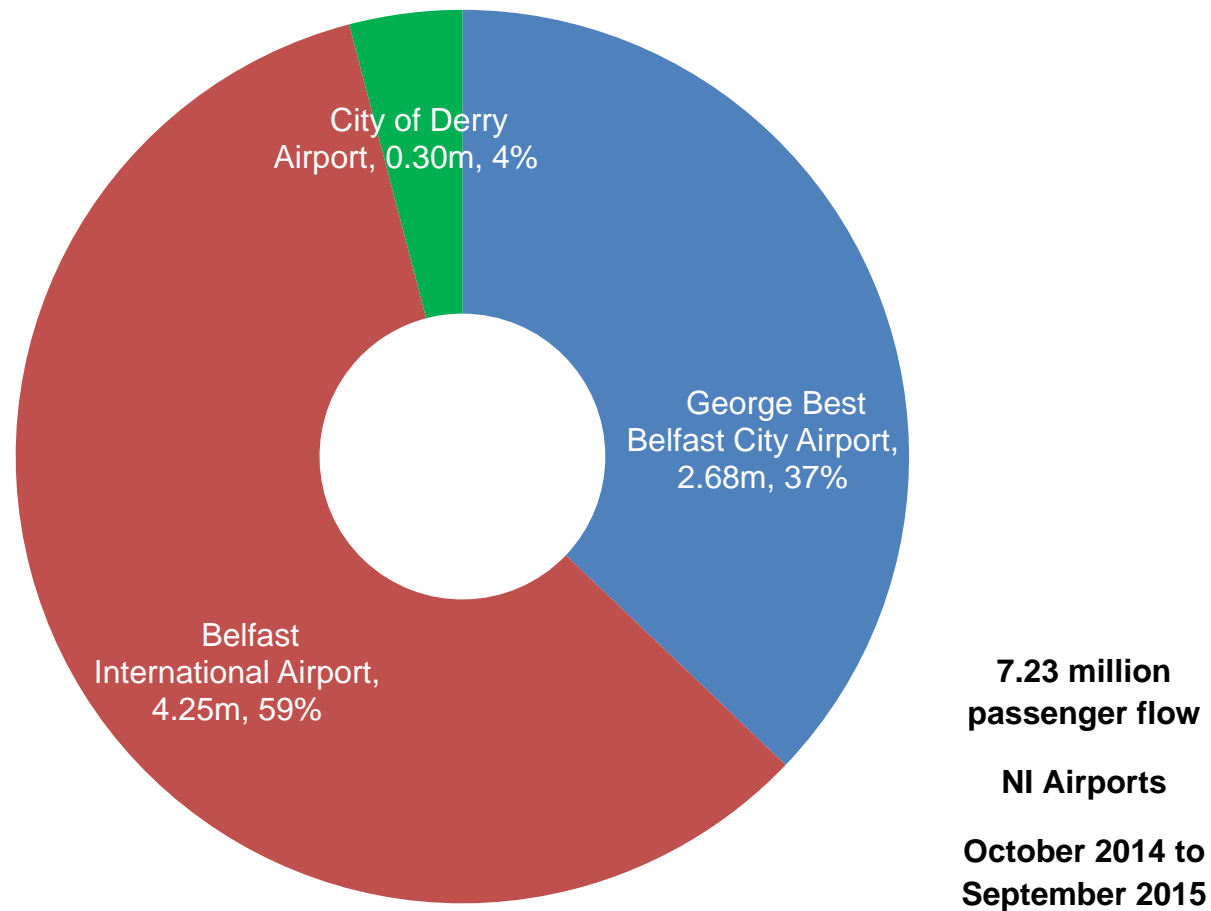
Figure 1: Total air passenger flow through Northern Ireland airports, January 2013 to September 2015



Source: Civil Aviation Authority

See [link](#) for data

Figure 2: Total air passenger flow through Northern Ireland airports, October 2014 to September 2015



Source: Civil Aviation Authority (see background note 4)

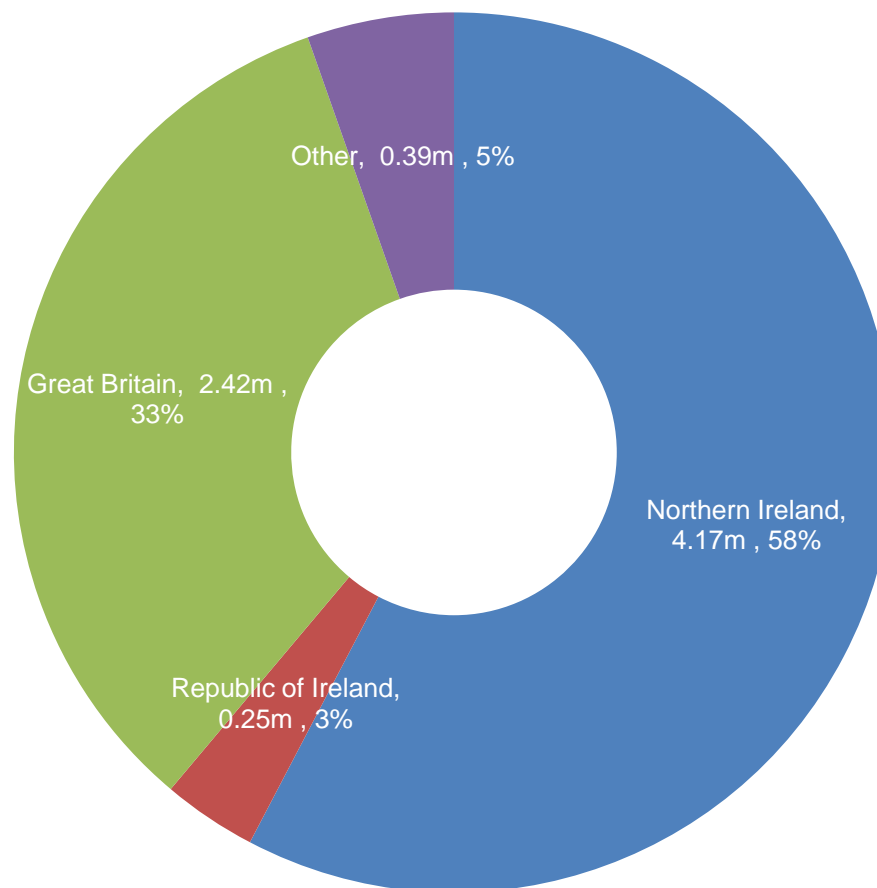
See [link](#) for data

- During the twelve months to September 2015, almost three fifths of the air passengers flowing through Northern Ireland airports were in Belfast International Airport (59%). Air passenger flow increased across George Best Belfast City (+5%) and Belfast International Airport (+5%) but decreased in City of Derry Airport (-17%) from the previous twelve month period.

Section 2: Air Passenger Flow (Residency) - (October 2014 – September 2015)

- Northern Ireland residents made up 58% of the passenger flow through the Northern Ireland airports (4.17 million of the 7.23 million passenger flow). Great Britain residents made up 33% (2.42 million), Republic of Ireland residents made up 3% (0.25 million) and residents of countries outside UK and Ireland made up 5% (0.39 million).

Figure 3: Residency of passenger flow through Northern Ireland airports, October 2014 to September 2015



**7.23 million
passenger flow**

NI Airports

**October 2014 to
September 2015**

- Over this period Northern Ireland residents accounted for a further 0.85 million air passenger flow through Republic of Ireland airports.
- In total, in the twelve months to September 2015, Northern Ireland residents accounted for 5.02 million air passenger flow - 83% of this flow (4.17 million) was through Northern Ireland airports. Dublin Airport accounted for 16% of the total Northern Ireland resident air passenger flow (810,000 of the 5.02 million).
- Belfast International Airport is the most used airport for residents across each of the 11 Local Government Districts in Northern Ireland. However, proximity is an important factor. As would be expected the detailed statistics indicate that compared to the Northern Ireland picture residents of Derry & Strabane LGD are significantly more likely to use City of Derry Airport while residents of Newry, Mourne and Down LGD are more likely to use Dublin Airport. The survey also shows that George Best Belfast City Airport is important for business travellers.

NISRA

February 2016

Background Notes

1. This report presents a summary of Air Passenger Flow to and from Northern Ireland and Northern Ireland residents Air Passenger Flow. More detailed statistics are available on our website at this [link](#).
2. Data is derived from a variety of sources, more information on these sources can also be found at this [link](#). It is noted that some of the sources may become available before the quarterly updates to this release. Information on the data quality, revisions can be accessed at this [link](#).
3. The production of tourism statistics is conducted in line with the UK Statistics Authority [Code of Practice for Official Statistics](#). This means that the statistics
 - a. meet identified user needs,
 - b. are well explained and readily accessible,
 - c. are produced according to sound methods, and
 - d. are managed impartially and objectively in the public interest
4. The estimates may be subject to revision due to improvements to the survey/analysis methodology or the inclusion of data returned after the publication date. More recent Civil Aviation Authority data up to December 2015 is available on their website (see [link](#)) – these later statistics show a similar picture but with a larger (2015) annual increase for Belfast International Airport (+9% on the year).
5. These figures do not include a further group of tourism visitors who travel to Northern Ireland via Dublin Airport.
6. The estimates in this bulletin are derived from sample surveys and are therefore subject to sampling errors. Sampling errors are determined both by the sample design and by the sample size. Generally speaking, the larger the sample supporting a particular estimate, the smaller the associated sampling error. A full quality report on the NISRA surveys within this publication can be found at <https://www.detini.gov.uk/publications/tourism-statistics-data-quality> .
7. Follow NISRA on [Twitter](#) and [Facebook](#).

We welcome feedback from users on the content, format and relevance of this release. Feedback can be sent by [email](#).

Responsible Statistician:

Mrs Joanne Henderson

NISRA Tourism Statistics Branch,

Netherleigh, Massey Avenue

BELFAST

BT4 2JP

Telephone: 028 9052 9585

E-mail: tourismstatistics@dfpni.gov.uk

Media Enquiries:

Press Office, DETI,

Netherleigh, Massey Avenue

BELFAST

BT4 2JP

Telephone: 028 9052 9604

Email: pressoffice@detini.gov.uk