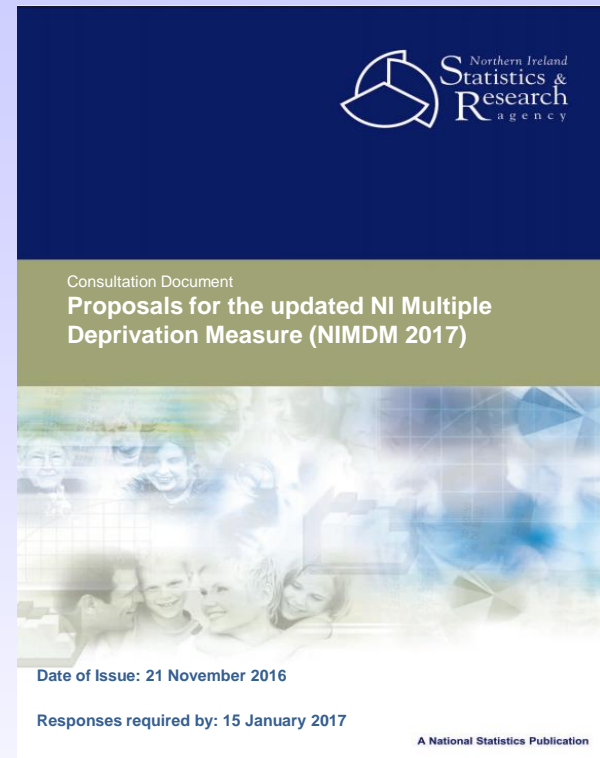


Proposals for Updated Multiple Deprivation Measure (NIMDM17)

Consultation Information Session

Welcome & Introductions

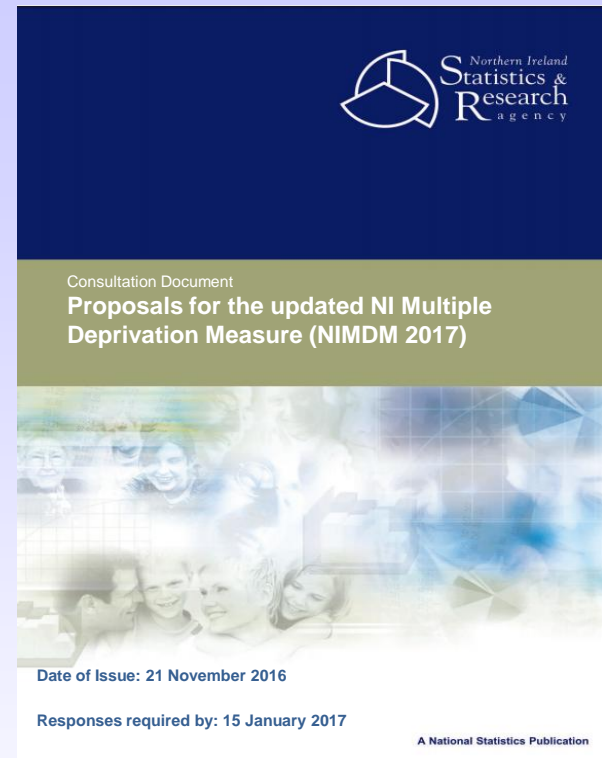


Key aims for today

- Background
- Proposals to update NIMDM:
 - Domain by Domain
 - Main changes
 - Proposed Indicators
- Next steps

Please note this is for information only and all responses should be submitted in writing

Background



Background to Deprivation Measures

- developed & used since 1970s
- area based measure (i.e. spatial) of relative deprivation for small areas within NI
- highlights which areas are more (or less) deprived than others, but not by how much
- there will be people who may be regarded as deprived but are living in areas which have been ranked as the least deprived
- there will be people who may not be regarded as deprived but are living in areas which have been ranked as the most deprived

Current Measure – NIMDM 2010

- Professor Mike Noble University of Oxford – Noble measures
- Based on 2008 data from administrative systems
- Overall NIMDM & 7 Domains of Deprivation:
 - Income
 - Employment
 - Health Deprivation and Disability
 - Education, Skills and Training
 - Proximity to Services
 - Living Environment
 - Crime and Disorder

Update to NIMDM 2010

- NISRA has been commissioned by Statistics Co-ordinating Group of the NICS to undertake an update of the current Northern Ireland Multiple Deprivation Measure
- Overseen by Steering Group and seven domain expert groups, including a group focused on considering any urban/ rural bias
- Steering Group comprises representatives from

All NI Departments

Belfast City Council

Causeway Coast & Glens District Council

Derry City & Strabane District Council

Newry, Mourne & Down District Council

Southern Health & Social care Trust

Ulster Farmers' Union

Northern Ireland Rural Development Council

Rural Community Network

Equality Commission

NI Housing Executive

NICVA

Update framework

- Seven individual domains of deprivation will be retained
- Current indicators should only be revised where there is a strong rationale to do so, and appropriate data to support the revision
- Proposed indicators must conform to the criteria agreed by the Steering Group (see next slide)
- Proposed indicators to be considered in the context of the 36 recommendations that arose from the 2010 work

Criteria for Proposed Indicators

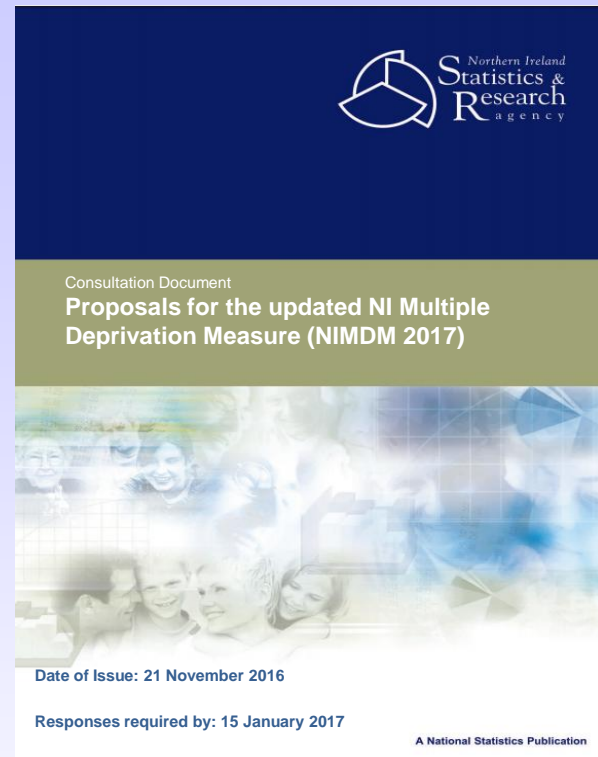
For an indicator to be included it must be:

- **specific** to one of the seven domains of deprivation
- represent a **major feature** of that form of deprivation
- **available for all of Northern Ireland** and collected in a consistent form
- **direct measures** or **good proxies** of that form of deprivation
- statistically **robust at the small area** level
- as **up to date** as possible to provide information on current deprivation

Main improvements

- Household income replacing reliance on benefit data
- Hidden unemployment – no income from employment
- Complex and prolonged health needs, captured by people on multiple prescriptions on a regular basis
- Access to reliable Broadband
- Travel time to a wider variety of services by both private and public transport
- new indicators capturing energy efficiency, road quality, and flood risks, over crowding and suitability of housing for the disabled.

Income Domain (Page 15-17)



Income Domain

Aims to identify the proportion of the population experiencing income deprivation at the small area level

(i.e. A non overlapping count of those living in income deprived households)

Main Changes..

- Domain will continue to comprise of one indicator
- Now based on household incomes instead of solely relying on benefit data

Proposed indicator:


The proportion of the population living in households whose income is below 60 per cent of the NI median

Previously (NIMDM 2010)

the proportion of the population living in households where at least one household member was in receipt of at least one of the following income related benefits

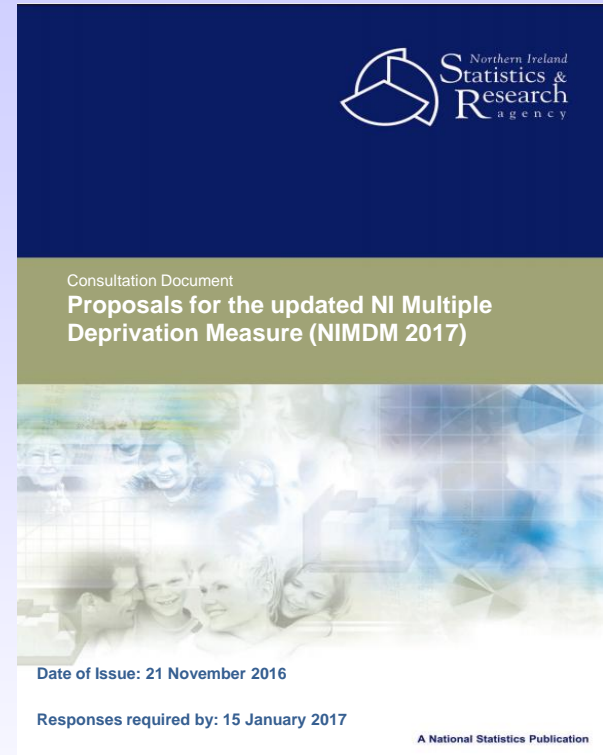
Income Support , State Pension Credit, Income based Jobseeker's Allowance, Income based Employment and Support Allowance, Housing Benefit, Working Tax Credit, and Child Tax Credit

Households equivalised income below 60 per cent of the NI median



Source: Family Resource Survey 2014/15

Employment Domain (Page 18-21)



Employment Deprivation Domain

Aims to identify the proportion of the population experiencing employment deprivation at the small area level

i.e. the proportion of the working age population excluded from work

Main Changes..

- Domain will continue to comprise of one indicator
- Keep indicator from NIMDM 2010
- But seek to include a proxy for 'hidden unemployment'

Proposed indicator:

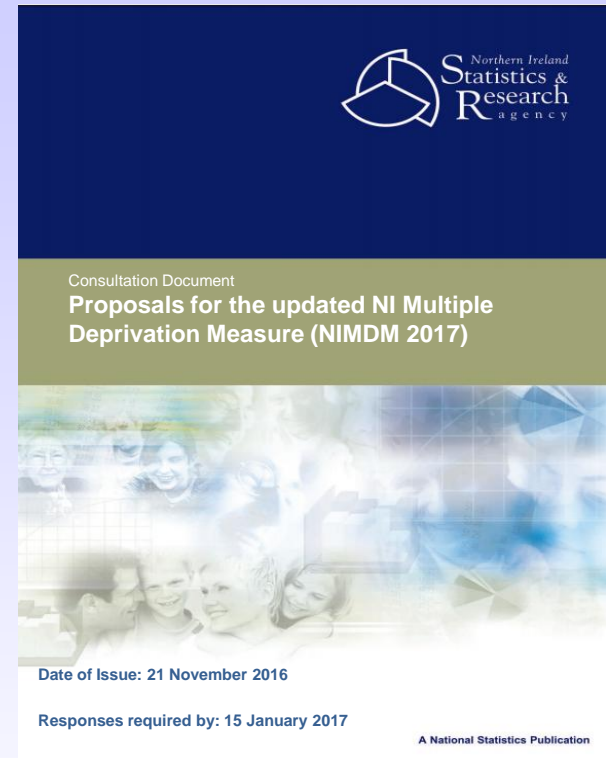
The proportion of the working age population, who are:

a) In receipt of Job seekers Allowance, Incapacity Benefit, Severe Disablement Allowance, Carer's Allowance, Employment and Support Allowance, ~~Steps to Work or New Deal Participants~~

Or

b) not in receipt of any of these benefits and have not made tax contributions or a self assessment

Health Deprivation and Disability Domain (Page 22-28)



Health Deprivation and Disability Domain

Aims to identify rates of premature deaths, and proportions of the population's quality of life impaired by poor health or disability at the small area level.

Main Changes..

- Retain all NIMDM2010 indicators
- People receiving benefits for mental health reasons moved from benefit ratio into mental health indicator
- Incorporate five new indicators

Proposed indicators:

Indicators used in NIMDM 2010:

- Standardised physical health-related benefit ratio
- People registered as having cancer
- Standardised hospital emergency admission rate
- Proportion of singleton births with low birth weight
- Children's dental extractions
- Standardised potential years of life lost

Proposed indicators (cont'd):

Combined Mental Health indicator:

- Individuals with prescriptions for mood and anxiety disorders
- Suicides
- Mental health inpatient stays
- People receiving benefits for mental health reasons

Proposed indicators (cont'd):

New indicators for NIMDM 2017:

- Standardized preventable death rate
- Standardised proportion of people on multiple prescriptions on a regular basis
- Standardised proportion of people with a long-term health problem or disability
- Standardised drug or alcohol related deaths

Education, Skills and Training Domain (Page 29-34)



Education, Skills and Training Domain

Aims to identify the prevalence of poor educational outcomes for children and low levels of qualifications for working age adults at the small area level

Main Changes..

- Keep eight of the NIMDM2010 indicators
- Measurement of GCSE attainment changed in line with DE guidelines
- Lose 2 indicators (KS2 and KS3 attainment) due to data availability issues

Proposed indicators:

Primary School sub-domain:

- Proportions of pupils with Special Educational Needs
- Absenteeism at Primary Schools
- ~~Key Stage 2 Teacher Assessments for English and Maths (and Irish in Irish medium schools/units)~~

Proposed indicators (cont'd):

Post Primary School sub-domain:

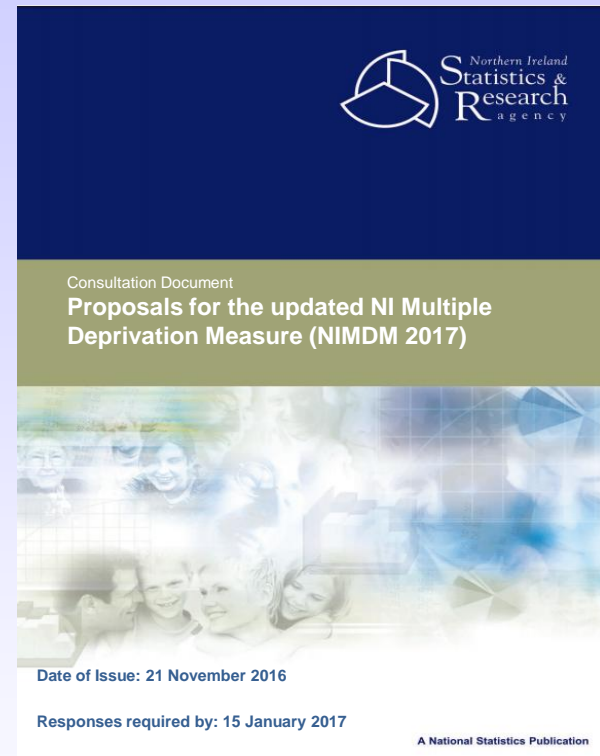
- Proportions of those leaving school aged 16, 17 and 18 and not entering Further Education, Employment or Training
- Proportions of 18-21 year olds who have not enrolled in Higher or Further Education
- Proportions of pupils with Special Education Needs
- Absenteeism at post- primary Schools
- ~~• Key Stage 3 Teacher Assessments for English and Maths (and Irish in Irish medium schools/units)~~
- ~~• GCSE or equivalent qualifications points score~~
- Proportions of leavers with 5 or more GCSEs at A*-C (and equivalent) inc GCSE English and maths

Proposed indicators (cont'd):

Working Age Adults sub-domain:

- Proportions of working age adults with no or low levels of qualifications

Access to Services Domain (Page 35-39)



Access to Services Domain

The purpose of the Access to Services Domain (formally Proximity to Services) is to measure the extent to which people have poor physical and online access to key services at the small area level

Main Changes..

- Retain the NIMDM2010 indicator
- 3 new services added
- Public transport travel times added
- Broadband indicator added

Proposed indicators:

- Service-weighted fastest travel time by private transport
- Service-weighted fastest travel time by public transport
- Proportion of properties with broadband speed below 10Mbps

The proposed services to be included in the public and private transport travel time indicators are as follows:

GP

Dentists

Opticians

Post Office

Large Service Centre

Council Leisure Centre

Primary Schools

Other general services

A&E

Pharmacists

Jobs and Benefits Office

Supermarket / Food Store

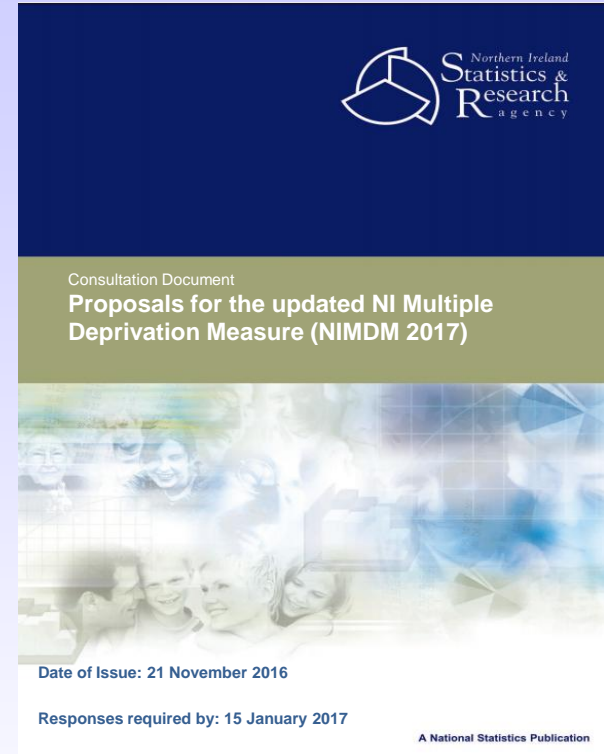
Financial Services

Libraries

Post-Primary Schools

Living Environment Domain

(Page 40-46)



Living Environment Domain

Aims to identify the prevalence of shortcomings in the quality of housing, access to suitable housing, and the outdoor physical environment

Main Changes..

- Not solely based in Housing Executive data
- Homelessness removed
- Six new indicators

Proposed indicators:

Housing Quality sub-domain:

- ~~• Decent Homes Standard~~
- Proportion of domestic dwellings that are unfit
- ~~• Housing Health and Safety Rating System~~
- Proportion of domestic dwellings in a state of disrepair
- Proportion of domestic dwellings without (1) modern boiler, or (2) loft insulation and double glazing

Proposed indicators (cont'd):

Housing Access sub-domain:

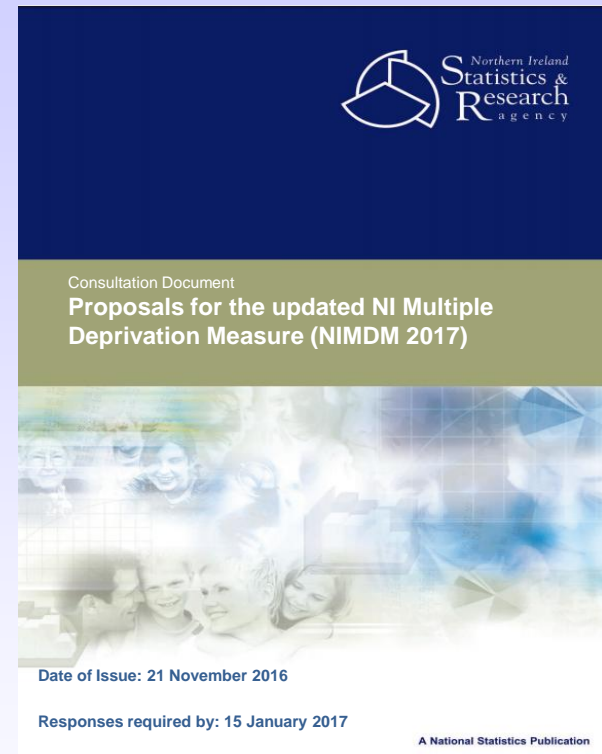
- Household overcrowding
- Proportion of population with disability without adaptations to dwelling
- ~~Homelessness Acceptances under the homelessness provisions of the Housing (Northern Ireland) Order 1988 and the Housing (Northern Ireland) Order 2003~~

Proposed indicators (cont'd):

Outdoor Physical Environment sub-domain:

- Proportion of domestic dwellings with Local Area Problem Scores
- Standardized rate of road defects
- Road Traffic Collisions
- Flood risk: proportion of properties in flood risk area

Crime & Disorder Domain (Page 47-50)



Crime and Disorder Domain

Aims to identify the rate of crime and disorder at the small area level

Main Changes..

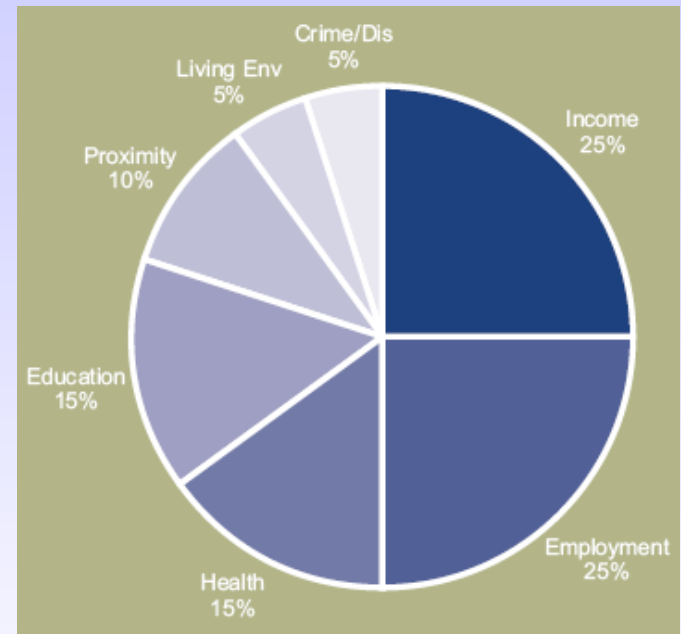
- No Major changes
- All indicators from NIMDM 2010 will remain

Proposed indicators:

- **Crime sub-domain**
 - Violence, (sexual offences), robbery and public order
 - Burglary
 - Vehicle Crime
 - Criminal Damage and Arson
- **Disorder sub-domain**
 - Deliberate fires
 - Anti Social Behaviour Incidents

Combination into Multiple Deprivation Measure

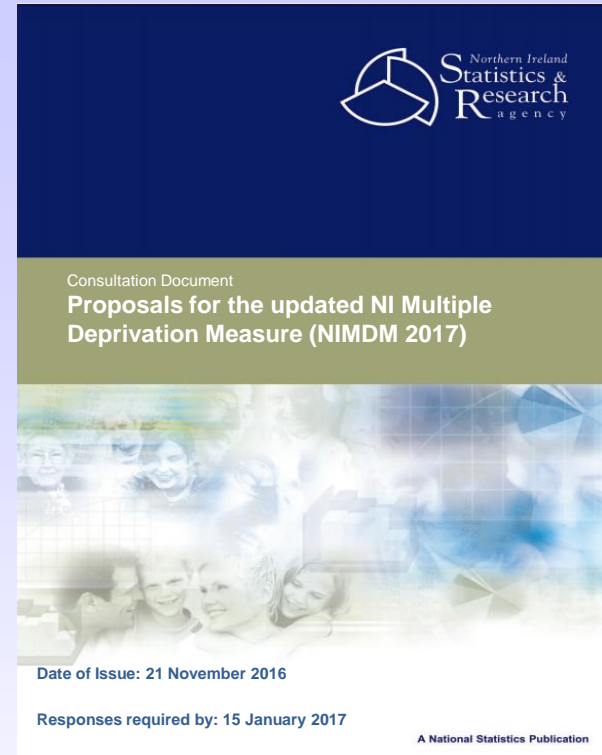
- Income – 25%
- Employment Deprivation -25%
- Health Deprivation and Disability – 15%
- Education, Skills and Training – 15%
- Proximity to Services – 10%
- Living Environment – 5%
- Crime and Disorder – 5%



Question:

Do Domain Weights still reflect current priorities?

Next Steps



Summary of proposals

- NIMDM 2010 consisted of 30 indicators
- 20 are proposed to be retained
- 7 are proposed to be modified in line with newly available data
- 3 are proposed to be omitted due to data quality and/or availability issues.
- 12 new indicators are also proposed to be added

Summary of recommendations

- 36 recommendations from NIMDM 2010.
- Positive action taken on 17 recommendations
- 6 recommendations cannot be advanced at present due to data availability and/or quality issues
- 1 recommendation considered out of scope
- 9 recommendations failed indicator criteria
- 3 recommendations will be addressed after the initial dissemination phase of the project.

Consultation

- Consultation period ends 15th January
- Responses will be published on Deprivation website
- Steering Group decides on final proposals
- Blueprint containing final proposals to be published

NIMDM 2017 Results

- Published in Mid- 2017
- Available on NISRA and NINIS website
- Report available in hard copy
- Dissemination events following publication

Further Information

- **Consultation**

Web: www.nisra.gov.uk/deprivation/nimdm_2017

Email: deprivation.nisra@finance-ni.gov.uk

- **Deprivation Team**

Email: deprivation.nisra@finance-ni.gov.uk

Telephone: Dr Jos Ijpelaar (028) 9034 8271

Information Session Close

