

Flow

Published 17 August 2017

Northern Ireland Air Passenger

The key points are that in the 12 months to end March 2017:

- there were **8.31 million air passengers flowing** through Northern Ireland airports. This represents an **11% increase** on the previous 12 month period to March 2016 with flow increasing in Belfast International Airport (+19%) but decreasing in George Best Belfast City (-2%) & City of Derry Airports (-3%) - see background note 4;
- **Northern Ireland residents** made up an estimated **58% of the passenger flow** through Northern Ireland airports (4.81 million of the 8.31 million passenger flow);
- Northern Ireland residents made up a further estimated **1.03 million air passengers flowing** through Republic of Ireland airports;
- **in total Northern Ireland residents** made up an estimated **5.84 million air passenger flow** through Northern Ireland airports (4.81 million) and Republic of Ireland airports (1.03 million).

Statistician:

Jim McColgan
Tourism Statistics Branch,
NISRA,
Colby House,
Stranmillis Court,
BELFAST
BT9 5RR

Telephone: 028 9025 5159**Email:**
tourismstatistics@nisra.gov.uk**Frequency:** Quarterly
Coverage: Northern Ireland
Theme: Travel and Transport**Contents:**

[Introduction](#) 2
[Total Air Passenger Flow](#) 3
[Northern Ireland Residents](#)
[Air Passenger Flow](#) 5
[Background Notes](#) 7

Introduction

This report provides a picture of air passenger flow from Northern Ireland airports and the airports used by Northern Ireland residents. The report informs the Assembly and Executive, policy makers, Northern Ireland airports and the public on air passenger flow data for Northern Ireland. The report includes two sections:

1. Total air passenger flow (Northern Ireland Airports)
2. Air Passenger Flow (Residency) - (April 2016 – March 2017)

Air Passenger Flow

This relates to an estimate of passengers both IN and OUT of an airport. It does not give an estimate on the number of individuals.

For example



1 individual to and from London = **2 Air Passenger Flow**

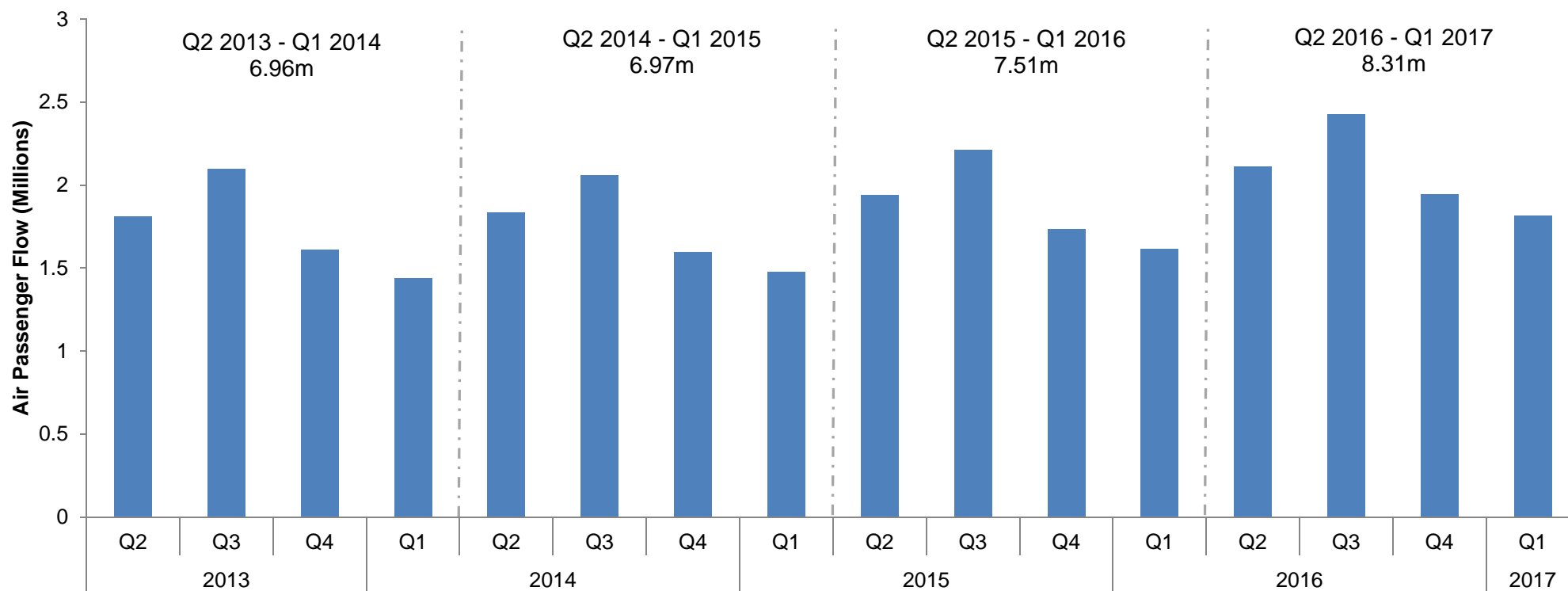


A family of **4** to and from Spain = **8 Air Passenger Flow**

Section 1: Total air passenger flow (Northern Ireland Airports)

- Air passenger flow across all Northern Ireland airports was 8.31 million in the 12 months to March 2017. This represents an 11% increase on the year to March 2016.
- Air passenger flow has increased in all four quarters, Quarter 2 2016 to Quarter 1 2017, compared with Quarter 2 2015 to Quarter 1 2016.
- In the year to March 2017, there were 273.6 million air passengers flowing through United Kingdom airports and 32.8 million air passengers flowing through Republic of Ireland airports.
- The top 16 destinations in terms of direct air passenger flow in 2016 from Northern Ireland Airports were to Great Britain. These routes accounted for 65% of all air passenger flow to and from Northern Ireland in 2016.

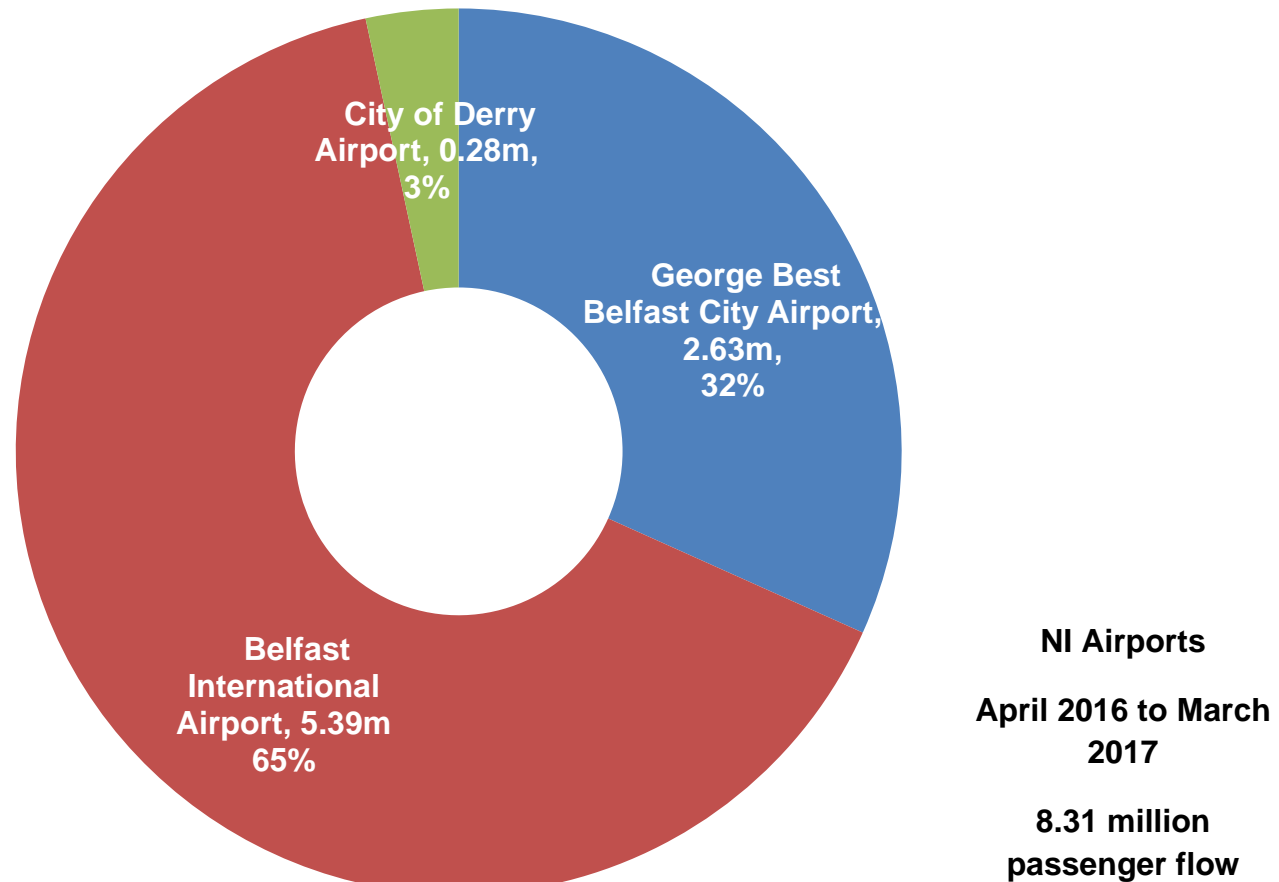
Figure 1: Total air passenger flow through Northern Ireland airports, April 2013 to March 2017



Source: Civil Aviation Authority

See [link](#) for data

Figure 2: Total air passenger flow through Northern Ireland airports, April 2016 to March 2017



Source: Civil Aviation Authority (see background note 4)

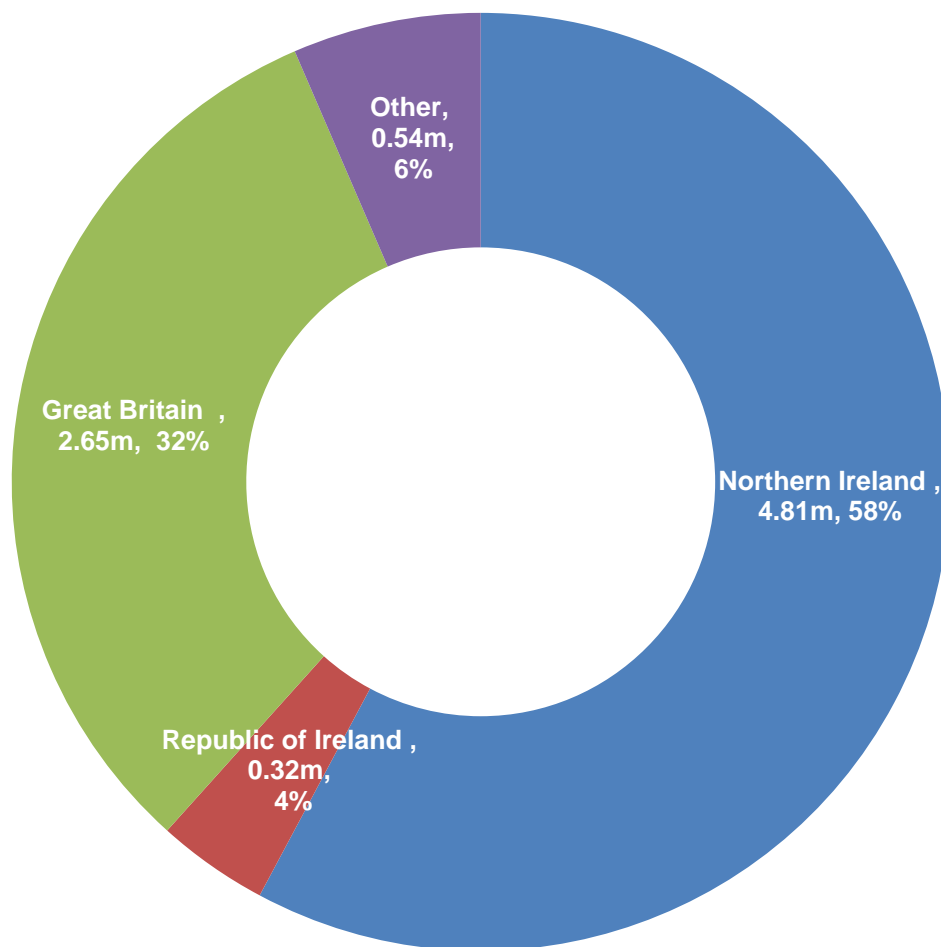
See [link](#) for data

- During the twelve months to March 2017, almost two thirds of the air passengers flowing through Northern Ireland airports were in Belfast International Airport (65%). Air passenger flow increased in Belfast International Airport (+19%) but decreased in across George Best Belfast City (-2%) City of Derry Airport (-3%) from the previous twelve month period.

Section 2: Air Passenger Flow (Residency) - (April 2016 – March 2017)

- Northern Ireland residents made up 58% of the passenger flow through the Northern Ireland airports (4.81 million of the 8.31 million passenger flow). Great Britain residents made up 32% (2.65 million), Republic of Ireland residents made up 4% (0.32 million) and residents of countries outside UK and Ireland made up 6% (0.54 million).

Figure 3: Residency of passenger flow through Northern Ireland airports, April 2016 to March 2017



NI Airports
April 2016 to
March 2017
8.31 million
passenger flow

- Over this period Northern Ireland residents accounted for a further 1.03 million air passenger flow through Republic of Ireland airports.
- In total, in the twelve months to March 2017, Northern Ireland residents accounted for 5.84 million air passenger flow - 82% of this flow (4.81 million) was through Northern Ireland airports. Dublin Airport accounted for 17% of the total Northern Ireland resident air passenger flow (1,000,000 of the 5.84 million).
- Belfast International Airport is the most used airport for residents across 10 of the 11 Local Government Districts in Northern Ireland. However, proximity is an important factor. As would be expected the detailed statistics indicate that compared to the Northern Ireland picture residents of Derry City & Strabane LGD are more likely to use City of Derry Airport while residents of Newry, Mourne and Down LGD are more likely to use Dublin Airport. The survey also shows that George Best Belfast City Airport is important for business travellers.

NISRA

August 2017

Background Notes

1. This report presents a summary of Air Passenger Flow to and from Northern Ireland and the Air Passenger Flow of Northern Ireland residents. More detailed statistics are available on our website at this [link](#).
2. Data and estimates presented in this publication are derived from a variety of sources (Civil Aviation Authority, Airports Pairing Information (CSO), Northern Ireland Passenger Survey (NISRA), Continuous Household Survey (NISRA), Country of Residence Survey (CSO)). Data on air passenger flow information provided by the Civil Aviation Authority and the Airports Pairing Information (CSO) is based on a count of passengers. Estimates of the residency of these passengers are derived from the sample surveys (Northern Ireland Passenger Survey, Continuous Household Survey, Country of Residence Survey) and applied to the passenger flow figures. The Civil Aviation Authority and the Airports Pairing Information is updated on a monthly basis with the latest information available being for July 2017. Information on the data quality and revisions can be accessed at this [link](#).
3. Estimates of residency in this bulletin are derived from sample surveys and are therefore subject to sampling errors. Sampling errors are determined both by the sample design and by the sample size. Generally speaking, the larger the sample supporting a particular estimate, the smaller the associated sampling error. A full quality report on the NISRA surveys within this publication can be found at <https://www.nisra.gov.uk/publications/tourism-statistics-data-quality>
4. The estimates may be subject to revision due to improvements to the survey/analysis methodology or the inclusion of data returned after the publication date. More recent Civil Aviation Authority data up to June 2017 is available on their website (see [link](#)) – these later statistics show a similar picture as to that given in this publication.
5. The production of tourism statistics is conducted in line with the UK Statistics Authority [Code of Practice for Official Statistics](#). This means that the statistics
 - a. meet identified user needs,
 - b. are well explained and readily accessible,
 - c. are produced according to sound methods, and
 - d. are managed impartially and objectively in the public interest.
6. Follow NISRA on [Twitter](#) and [Facebook](#).

We welcome feedback from users on the content, format and relevance of this release. Feedback can be sent by [email](#).

Responsible Statistician:

Mr Jim McColgan

NISRA Tourism Statistics Branch,

Colby House, Stranmillis Court

BELFAST

BT9 5RR

Telephone: 028 9025 5159

E-mail: tourismstatistics@nisra.gov.uk

Media Enquiries:

Press Office, DfE,

Netherleigh, Massey Avenue

BELFAST

BT4 2JP

Telephone: 028 9052 9604

Email: pressoffice@economy-ni.gov.uk