

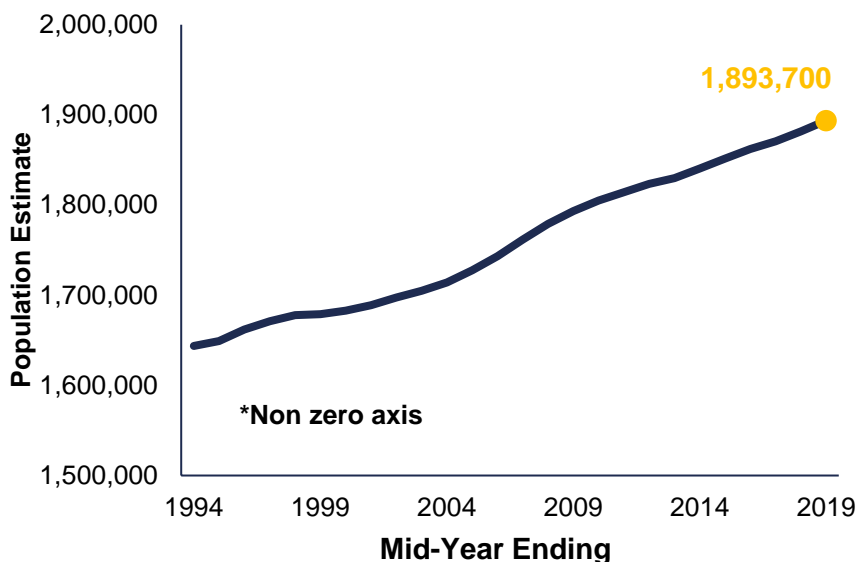
# Mid-2019 Northern Ireland Population Estimates



6 May 2020

Mid-year 2019 Northern Ireland population estimates were published today.

Tables with the statistics by single year of age, sex and components of change are on the [NISRA website](#). The following summary shows some detail on the 2019 mid-year population estimates.

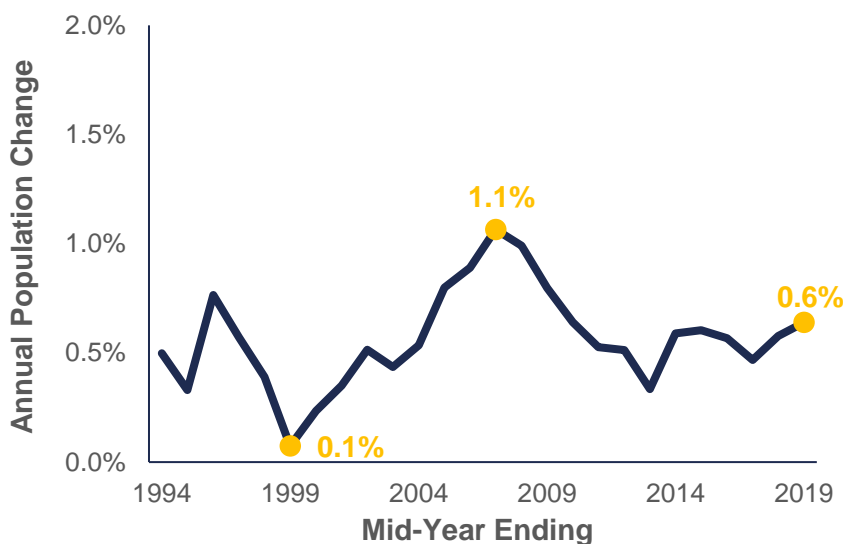


## Northern Ireland population grows to 1.894 million in 2019

Northern Ireland's population (30 June 2019) was 1,893,700.

The population increased by 12,000 people or 0,6 per cent between mid-2018 and mid-2019.

The graph shows the trend from 1994-2019.

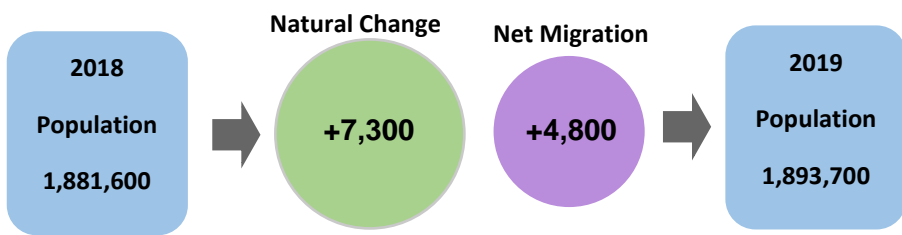


## Growth steady over the last five years

Annual population change has remained positive over the last twenty five years.

Growth has fluctuated from 0.1 per cent in 1999 to 1.1 per cent in 2007.

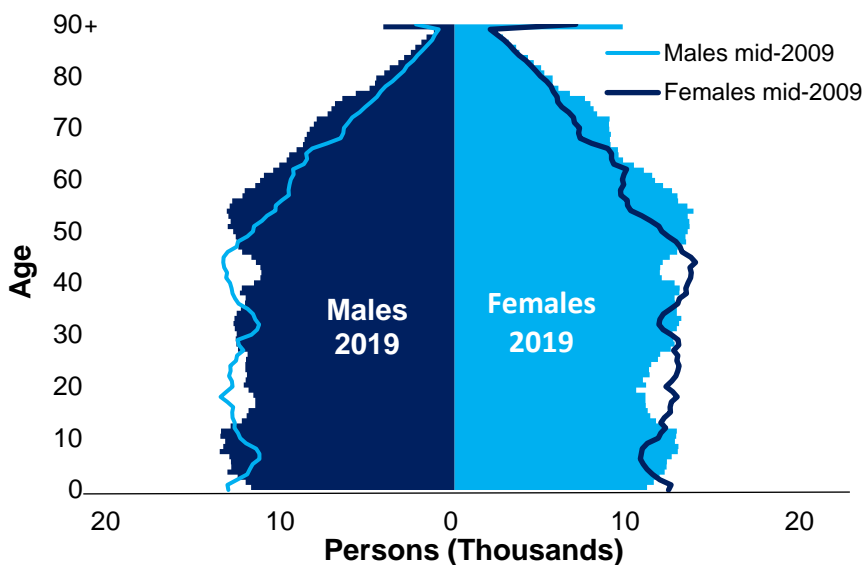
From mid-2018 to mid-2019 growth was 0.6 per cent. Over the last five years annual growth has remained at or around 0.6%.



## Natural change is main driver of growth

Natural change (births minus deaths) was the main contributor to population increase.

Natural change accounted for 60 per cent of growth last year (+7,300 people) with migration contributing the remaining 40 per cent (+4,800 people).

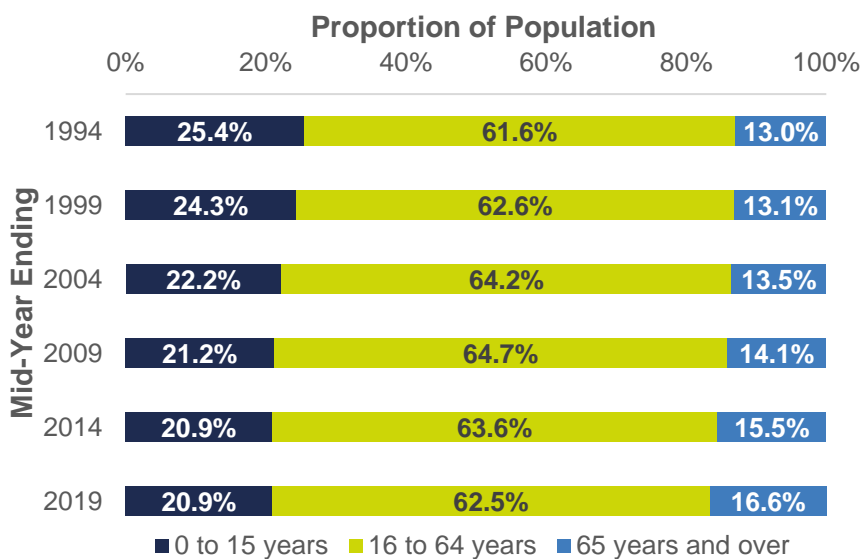


## Population continues to age

The population pyramid (left) shows the population structure.

The ageing of the population from 2009 to 2019 is evident in the increasing population amongst the older ages.

In the year to mid-2019, the number of people aged 65 or more increased by 2.1 per cent to 314,700 people.



## Last year, 1 in 6 people were aged 65 or more.

The proportion of the population aged 65 or more has increased from 13.0 per cent in mid-1994 to 16.6 per cent in mid-2019.

In contrast the proportion of the population aged 0 to 15 years has decreased from 25.4 per cent in mid-1994 to 20.9 per cent in mid-2019.

Production of population estimates for local areas is ongoing. A full release for population statistics for mid-2019 will be published in June – the Northern Ireland level release was published early to support analysis in relation to coronavirus.

## Summary Table of 2019 Population Estimates

Age at Mid-2019	All Persons	Age at Mid-2019	All Persons	Age at Mid-2019	All Persons
0	22,700	31	25,400	62	21,300
1	23,400	32	25,600	63	20,300
2	24,200	33	25,600	64	19,300
3	25,100	34	25,200	65	18,900
4	25,000	35	25,000	66	18,400
5	25,000	36	24,700	67	17,600
6	25,400	37	24,600	68	17,500
7	26,300	38	25,200	69	17,400
8	26,100	39	25,100	70	17,200
9	25,800	40	24,100	71	16,900
10	26,100	41	23,000	72	16,800
11	26,100	42	22,900	73	15,400
12	24,900	43	22,900	74	15,000
13	23,800	44	23,300	75	14,700
14	23,200	45	24,000	76	13,900
15	22,900	46	24,900	77	12,300
16	22,400	47	25,300	78	10,800
17	22,400	48	25,800	79	10,200
18	22,500	49	25,800	80	10,100
19	22,200	50	26,100	81	9,200
20	23,100	51	26,500	82	8,700
21	22,800	52	26,300	83	7,800
22	23,100	53	26,300	84	7,100
23	23,200	54	26,800	85	6,200
24	23,300	55	26,300	86	5,800
25	23,600	56	25,600	87	5,000
26	23,700	57	25,000	88	4,400
27	24,800	58	24,500	89	3,600
28	25,100	59	23,400	90+	13,700
29	25,100	60	22,700	<b>Total</b>	<b>1,893,700</b>
30	25,000	61	22,300		

Mid-2019 Age Bands	Male	Female	All Persons	Share of the NI population
<b>0-15 years</b>	203,100	192,800	395,900	20.9%
<b>16-39 years</b>	291,100	287,500	578,500	30.6%
<b>40-64 years</b>	295,400	309,000	604,500	31.9%
<b>65+ years</b>	143,100	171,600	314,700	16.6%
<b>All Ages</b>	932,700	961,000	1,893,700	100.0%

Country	Population Mid-2019	Share of the UK population	Population change since mid-2018	
			Number	%
England	56,287,000	84.3%	309,800	0.6%
Wales	3,152,900	4.7%	14,200	0.5%
Scotland	5,463,300	8.2%	25,200	0.5%
<b>Northern Ireland</b>	<b>1,893,700</b>	<b>2.8%</b>	<b>12,000</b>	<b>0.6%</b>
UK	66,796,800	100.0%	361,300	0.5%

Country	Population April 2019	Population change since April 2018	
		Number	%
Republic of Ireland	4,921,500	64,500	1.3%

Figures may not sum due to rounding

## **Background Notes**

1. The revisions policy for population and migration statistics is available [here](#).
2. The latest full release of population estimates for areas within Northern Ireland are the 2018-based population estimates. These can be accessed [here](#).
3. NISRA welcome feedback from users on the content, format and relevance of all releases. Users can send feedback to [census@nisra.gov.uk](mailto:census@nisra.gov.uk).
4. All media inquiries should be directed to the DoF Communications Office:  
Telephone: 028 9081 6724
5. Further statistical information can be obtained from NISRA Customer Services:  
Telephone: 028 9025 5156  
E-mail: [census@nisra.gov.uk](mailto:census@nisra.gov.uk)  
Responsible Statistician: Jonathan Harvey

---

## **Links to related statistics**

Mid-2019 Northern Ireland level population estimates are available on the [NISRA website](#).

The mid-2019 Northern Ireland population estimates are produced using the cohort component methodology – see [NISRA methodology paper](#) for more details.

[Population estimates for the United Kingdom](#) and its constituent countries are available from the Office for National Statistics website.

[Population estimates for the Republic of Ireland](#) are available from the Central Statistics Office, Ireland website.

### **How to find data**

#### **What are you looking for?**

Mid 2019 Population estimates in Open Data format (3\* CSV).

Mid 2018 Interactive data to engage with population estimates and compare geographies within Northern Ireland

#### **Where is it?**

[Open Data NI](#)

Interactive data visualisations

1. [Components of Change](#)
2. [Population Totals](#)
3. [Population by age bands](#)
4. [Population Pyramid](#)

## **National Statistics**

National Statistics status means that our statistics meet the highest standards of trustworthiness, quality and public value, and it is our responsibility to maintain compliance with these standards.

Population Estimates for Northern Ireland last underwent a full assessment by the UK Statistics Authority against the [Code of Practice](#) in July 2015. The assessment report can be found [here](#). Following the Statistics Authority assessment the continued designation of these statistics as National Statistics was confirmed in [August 2016](#).

National Statistics status was confirmed subject to NISRA implementing six specific requirements. An action plan outlining how and when NISRA addressed each of these requirements can be found [here](#).

An action plan checklist with supporting documentation can also be found on the [NISRA website](#).

In 2020, UK Sub-National Population Projections were subject to a [compliance check](#) by the UK Statistics Authority. As a result of this compliance check, it was confirmed that Sub-National Population Projections should continue to be designated as National Statistics.

Since the assessment by the UK Statistics Authority, we have continued to comply with the Code of Practice for Statistics, and have made the following improvements.

- Improved clarity and insight by reviewing the commentary to remove unnecessarily detailed narrative and bring forward the key messages. In addition, key point headlines have been included throughout the bulletin so users are alerted to main points of interest.
- The associated data tables for mid-year population estimates are disseminated in a more innovative way by including a flat file and tabular format which users can interact with.
- We have improved the accessibility of mid-year population estimates by publishing data in 3\* open data format on Open Data NI. We have also included a new 'Links to related statistics' section within the bulletin so users can explore the whole population statistics package, including older person estimates, population projections, small area population estimates and a range of other supplementary material.