

Deaths Registered in Northern Ireland

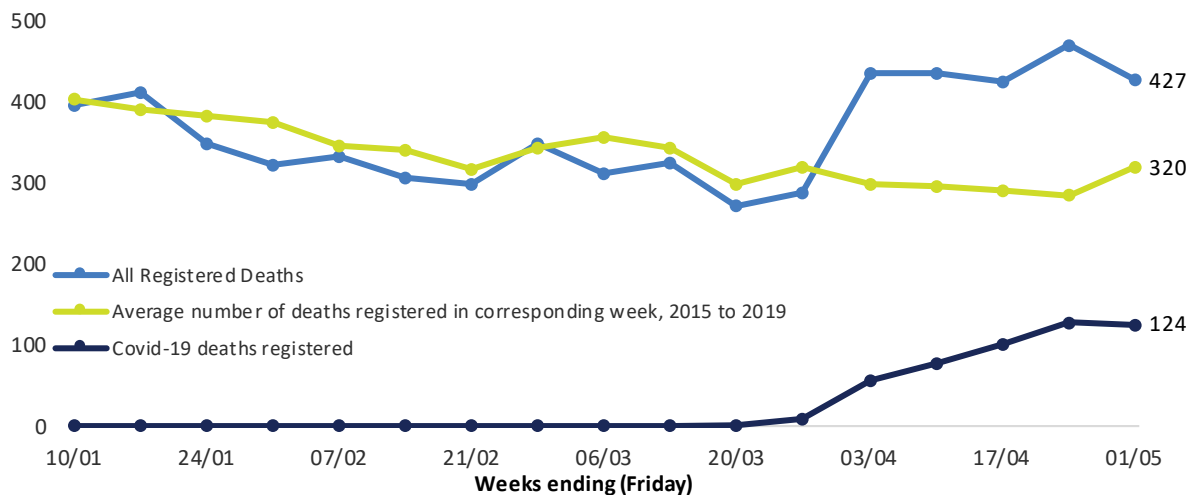
Weekly Statistics

Week ending 1st May 2020 (Week 17)

Provisional statistics

For the fifth consecutive week, there were more deaths registered in Northern Ireland in week 17 than there have typically been in the same week in recent years. Of the 516 COVID-19 related deaths which have occurred in 2020 (up to 1st May), 232 (45.0%) took place in care homes.

Figure 1: Weekly number of deaths registered in Northern Ireland



Key Points – Analyses based on date of registration

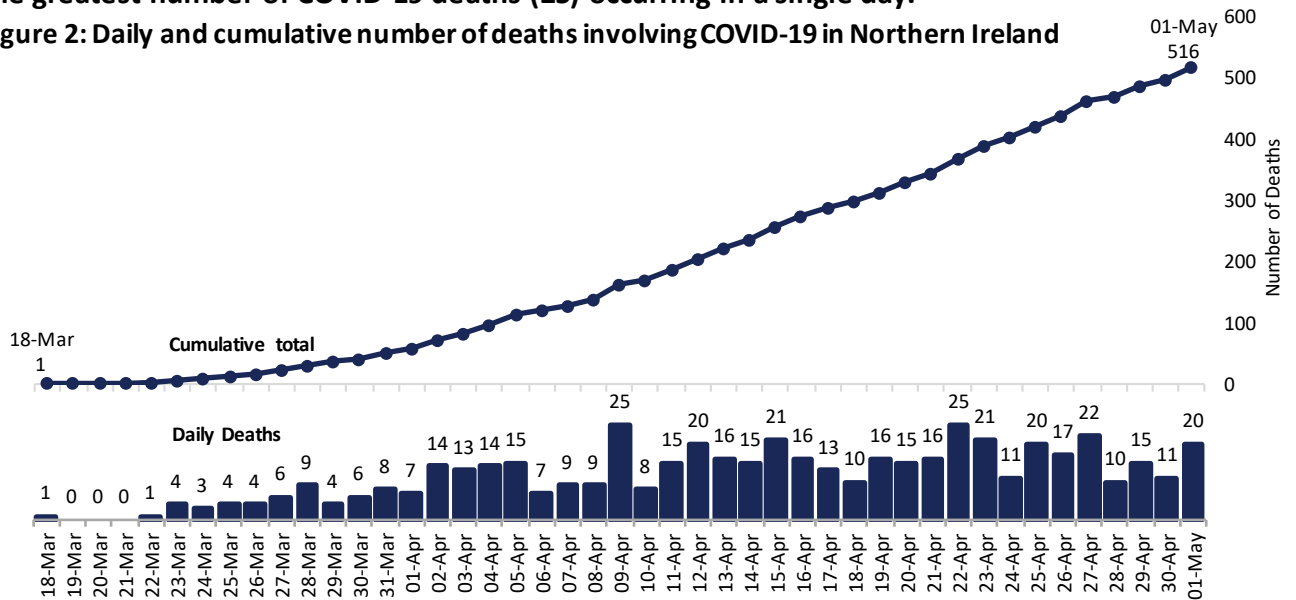
- The provisional number of deaths registered in Northern Ireland in the week ending 1st May 2020 (week 17) was 427; 43 fewer than in week 16, but 107 more than the 5-year average of 320. Over the last 5 weeks, 704 ‘excess deaths’ (i.e. deaths above the average for the corresponding week in previous years) have been registered in Northern Ireland.
- Over two-fifths (42.2%) of all deaths in week 17 were classified as ‘respiratory’ (180). Please note that all COVID-19 related deaths have been included in this classification.
- There have been 6,142 deaths registered in the year-to-date, 32.2% of which (1,975) were classified as ‘respiratory’. The number of respiratory deaths is higher in the year-to-date than the 5-year average of 1,778 though the proportion of respiratory deaths over the two time periods (31.2%) is similar (Table 3 below).
- One hundred and twenty four deaths mentioning COVID-19 on the death certificate were registered in week 17, accounting for 29.0% of all deaths in that week and bringing the total number of COVID-19 related deaths registered in calendar year 2020 to 494.
- In the calendar year to 1st May, males and females accounted for similar proportions of all deaths registered (males: 48.9%, females: 51.1%) and COVID-19 related deaths registered (males: 50.4%; female 49.6%)
- In the calendar year to 1st May, the 75 years and over age-group accounted for two-thirds (66.9%) of all deaths and over three-quarters (77.1%) of COVID-19 related deaths.

COVID-19 deaths based on date of death

Because of the rapidly changing situation, this section of the bulletin provides provisional, updated totals of COVID-19 deaths occurring (based on the date of death) up to 1st May, taking account of the latest available death registrations up to and including 6th May 2020.

Overall, 516 COVID-19 related deaths had occurred in Northern Ireland by 1st May, 115 of which occurred in the week ending 1st May. Thursday 9th April and Wednesday 22nd April saw the greatest number of COVID-19 deaths (25) occurring in a single day.

Figure 2: Daily and cumulative number of deaths involving COVID-19 in Northern Ireland



Key Points – Analyses of COVID-19 deaths based on date of death¹

- 516 deaths mentioning COVID-19 on the death certificate have occurred in total, to 1st May (including those registered up to and including 6th May).
- The comparative number of deaths reported by the Department of Health (DoH) to 1st May² was 383 (see page 4 for definitions).
- Of the 516 total deaths involving COVID-19 occurring up to 1st May, 253 (49.0%) occurred in hospital³, 232 (45.0%) occurred in care homes, four (0.8%) occurred in hospices and 27 (5.2%) occurred at residential addresses or another location (Fig. 3). The proportion of all COVID-19 deaths occurring in care homes has therefore increased from 40.1%⁴ by 24th April to 45.0% in the year-to-date to 1st May.
- The 236 deaths in care homes and hospices involved 66 separate establishments⁵.
- In the week ending 1st May, over half (61.7%) of the 115 COVID-19 related deaths were in care homes, up from 57.0% in the week ending 24th April.

Figure 3: Number of COVID-19 related deaths occurring by Place of Death in Northern Ireland to 1st May 2020

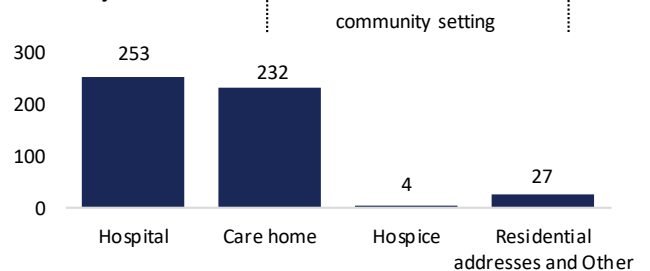


Table 1: Number of COVID-19 related deaths occurring, by Place of Death

Week ending	Hospital	Care home	Hospice	Residential and 'Other'	Total
20/03/2020	1	-	-	-	1
27/03/2020	16	4	1	1	22
03/04/2020	43	14	1	3	61
10/04/2020	55	25	-	7	87
17/04/2020	56	53	1	6	116
24/04/2020	43	65	-	6	114
01/05/2020	39	71	1	4	115
Total	253	232	4	27	516

¹ The majority of deaths are registered within five days in NI; data based on date of death are subject to ongoing change.

² Responsibility for reporting daily death figures moved from the Public Health Agency to the Department of Health on 19th April. Figures based on deaths that occurred up to 1st May but including revisions to 6th May, to account for delayed notifications.

³ Note: To aid comparison, the most recent Registrar General Annual Report notes that in 2018, 48% of all deaths occurred in hospital and 19% in care/nursing homes: <https://www.nisra.gov.uk/publications/registrar-general-annual-report-2018-deaths>

⁴ Based on revised data since last week following additional death registrations.

⁵ There are 490 care homes and hospices in Northern Ireland.

Background

Deaths occurring in Northern Ireland are registered on the NI General Register Office's Registration System (NIROS). Daily extracts of registration records from NIROS are processed by the NISRA Vital Statistics Unit. Provisional data on deaths registered in each week (ending on a Friday) are compiled at the end of the following week*.

Cause of death coding to the [ICD-10 classification](#) is carried out by the Office for National Statistics (ONS) on NISRA's behalf on a quarterly basis. This means that quarterly statistics are the first output to report deaths according to underlying cause. These statistics are currently available up to [Quarter 2 2019](#) with Quarter 3 2019 scheduled for publication on 28th May.

To meet user needs, NISRA publish timely but provisional counts of death registrations in Northern Ireland in the weekly deaths provisional dataset. Weekly totals are presented alongside a 5-year weekly average as well as the lowest and highest number of deaths for the same week over the last five years. To allow time for registration and processing, these figures are published seven days after the week ends.

Because of the coronavirus (COVID-19) pandemic, from 3rd April 2020 the NISRA weekly deaths release has been supplemented with the numbers of respiratory deaths (respiratory deaths include any death where Pneumonia, Bronchitis, Bronchiolitis or Influenza are mentioned on the death certificate); and deaths relating to COVID-19 (that is, where COVID-19 or suspected COVID-19 was mentioned anywhere on the death certificate, including in combination with other health conditions).

The content of this bulletin will be kept under review and more detail may be presented over the coming weeks.

This is a National Statistics publication.

National Statistics are produced to high professional standards set out in the [Code of Practice for Official Statistics](#). They are produced free from any political interference.

The UK Statistics Authority has designated these statistics as National Statistics, in accordance with the Statistics and Registration Service Act 2007 and signifying compliance with the Code of Practice for Official Statistics.

Designation can be broadly interpreted to mean that the statistics:

- meet identified user needs
- are well explained and readily accessible
- are produced according to sound methods
- are managed impartially and objectively in the public interest

Once statistics have been designated as National Statistics it is a statutory requirement that the Code of Practice shall continue to be observed.

* Bank Holidays could affect the number of registrations made within those weeks.

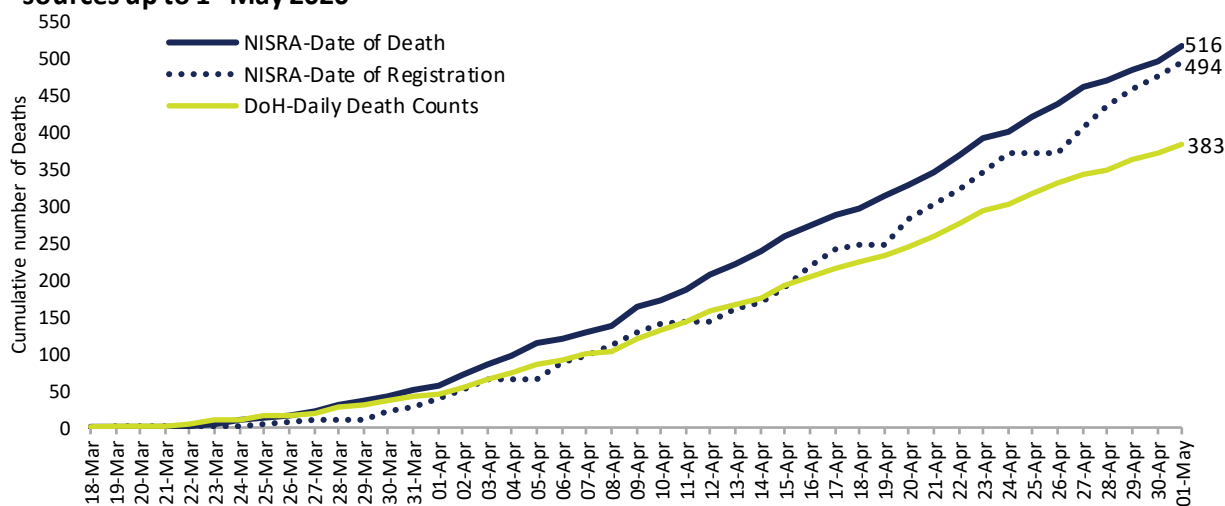
Differences between NISRA's death registration statistics and the Department of Health's daily statistics

- The **daily Northern Ireland Government updates** provided by the Department of Health (DoH) (<https://www.health-ni.gov.uk/news>) count the number of deaths reported by health trusts, where the deceased had a positive test for COVID-19 and died within 28 days, whether or not COVID-19 was the cause of death. DoH figures will not capture all deaths that do not meet this definition. These data are important because they are available earlier, and therefore give a quicker indication of what is happening day by day and are broadly comparable with the figures released daily in other parts of the United Kingdom (UK). The DoH **reported 383 deaths associated with COVID-19 by 1st May 2020**. This figure includes revisions up to 6th May to account for delayed notifications. Responsibility for reporting the daily updates moved from the Public Health Agency (PHA) to the DoH on 19th April.
- NISRA weekly provisional death statistics, which are based on death registration information collected by the General Register Office, count all deaths where COVID-19 was mentioned on the death certificate by the doctor who certified the death, whether or not COVID-19 was the primary underlying cause of death. The figures include cases where the doctor noted that there was suspected or probable coronavirus infection involved in the death. As a result the weekly totals will usually be higher than the relevant daily figures - because the DOH daily updates only include those who have tested positive for the virus. The NISRA figures also include all deaths that occur outside hospital. They are comparable with weekly statistics produced by the Office for National Statistics and National Records Scotland. **NISRA figures published today show the total number of COVID-19 related deaths registered by 1st May 2020 was 494**. Deaths statistics based on date of registration will be subject to only minimal change.
- However, by analysing the registration based data using the **date the death occurred** (rather than date of registration with the General Register Office), the statistics show that **516 deaths associated with COVID-19 had occurred by 1st May**. This figure is based on deaths registered up to and including 6th May 2020 and is the most appropriate figure to use to understand additional deaths beyond those reported via the DoH's daily bulletin. However it is also subject to ongoing change as not all deaths which occurred by 1st May will have been registered at the time of publishing these statistics.

Figure 4 below graphically demonstrates the cumulative number of deaths involving COVID-19 in Northern Ireland using different data sources up to 1st May 2020.

The latest NISRA figures show that, by 1st May 2020, 516 deaths had occurred involving COVID-19, based on registrations up to 6th May 2020. DoH figures available for the same period show a total of 383 deaths.

Figure 4: Cumulative number of deaths involving COVID-19 in Northern Ireland using different data sources up to 1st May 2020¹



¹Responsibility for reporting daily figures moved from the PHA to the Department of Health on 19th April. These figures are based on deaths that occurred up to 1st May and include revisions up to 6th May, to account for delayed notifications.

Latest death registration statistics

Table 2 shows that the provisional number of deaths registered in Northern Ireland in the week ending 1st May 2020 (week 17) was 427; 43 fewer (-9.1%) than in week 16, but 107 more (+33.4%) than the 5-year average of 320.

Over the last five weeks, 704 'excess deaths' (i.e. deaths above the average for the corresponding week in previous years) have been registered in Northern Ireland.

In terms of the year-to-date figures (weeks 1 to 17), the total number of deaths registered (6,142) is higher (+7.8%) than the 5-year average (5,697).

Table 2: Deaths registered¹ weekly in Northern Ireland, 2020^P

Registration week	Week ending (Friday)	2020 ^P Total number of deaths registered in week	Previous 5 Years: 2015 - 2019 ^P		
			Average number of deaths registered in corresponding week ²	Range	
				Minimum	Maximum
13	03/04/2020	434	298	280	323
14	10/04/2020	435	295	221	350
15	17/04/2020	424	290	270	316
16	24/04/2020	470	284	245	327
17	01/05/2020	427	320	292	357
Year-to-date (week 1-17) Total		6,142	5,697		

Note: Last 5 weeks only - statistics for the full year are available in the [accompanying spread sheet](#).

^P Weekly published data are provisional.

¹ These data are based on registration dates of deaths, not occurrences. The majority of deaths are registered within five days in Northern Ireland.

² Figures may not sum due to rounding.

Table 3 shows that the number of death registrations mentioning COVID-19 on the death certificate increased from 1 in week 11 to 128 in week 16, and then fell slightly to 124 in week 17 (494 in total).

In week 17, 42.2% of all deaths registered mentioned terms relating directly to respiratory causes on the death certificate. These are counted as 'respiratory' deaths in the table below and are provided to aid comparison with the COVID-19 statistics (COVID-19 deaths are also included in the respiratory category).

There have been 1,975 respiratory deaths registered in the year-to-date; this equates to 32.2% of all deaths so far in 2020. The number of respiratory deaths is higher in the year-to-date than the 5-year average (1,778), though the proportion of respiratory deaths over the two time periods (31.2%) is similar.

Table 3: COVID-19 and respiratory deaths registered¹ weekly in Northern Ireland, 2020^P

Registration week	Week ending (Friday)	2020 ^P				Previous 5 Years: 2015 - 2019 ^P	
		Total number of deaths registered in week	COVID-19 ² deaths registered in week	Respiratory ³ deaths registered in week (2020 ^P)		Average number of respiratory deaths registered in corresponding week ⁴	
				N	%	N	%
11	20/03/2020	271	1	84	31.0%	95	32.0%
12	27/03/2020	287	9	77	26.8%	98	30.7%
13	03/04/2020	434	55	129	29.7%	91	30.4%
14	10/04/2020	435	76	162	37.2%	87	29.5%
15	17/04/2020	424	101	179	42.2%	81	28.0%
16	24/04/2020	470	128	206	43.8%	78	27.5%
17	01/05/2020	427	124	180	42.2%	88	27.5%
Year-to-date (week 1-17) Total		6,142	494	1,975	32.2%	1,778	31.2%

Note: Statistics for the full year are available in the [accompanying spread sheet](#)

^P Weekly published data are provisional.

¹ These data are based on registrations of deaths, not occurrences. The majority of deaths are registered within five days in Northern Ireland.

² COVID-19 deaths include any death where Coronavirus or COVID-19 (suspected or confirmed) was mentioned anywhere on the death certificate.

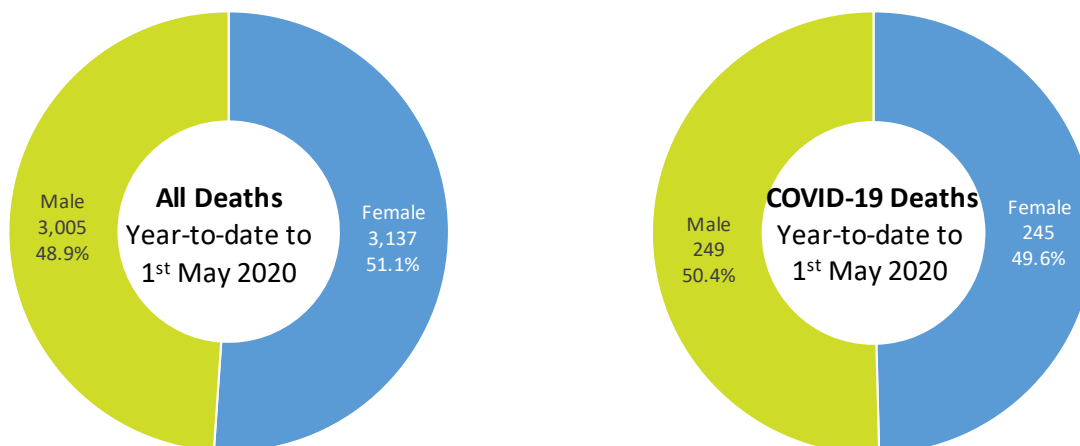
³ Respiratory deaths include any death where terms directly relating to respiratory causes were mentioned anywhere on the death certificate (this includes COVID-19 deaths). This is not directly comparable to the ONS figures relating to 'deaths where the underlying cause was respiratory disease'.

⁴ Figures may not sum due to rounding.

Deaths registered by sex

In the calendar year to 1st May 2020, males and females accounted for a similar proportion of all deaths registered (males: 48.9%, females: 51.1%) and COVID-19 related deaths registered (males: 50.4%; female 49.6%). A weekly breakdown by sex is provided in the [accompanying spreadsheet](#)

Figure 5: All deaths and COVID-19 deaths registered by sex, year-to-date 2020

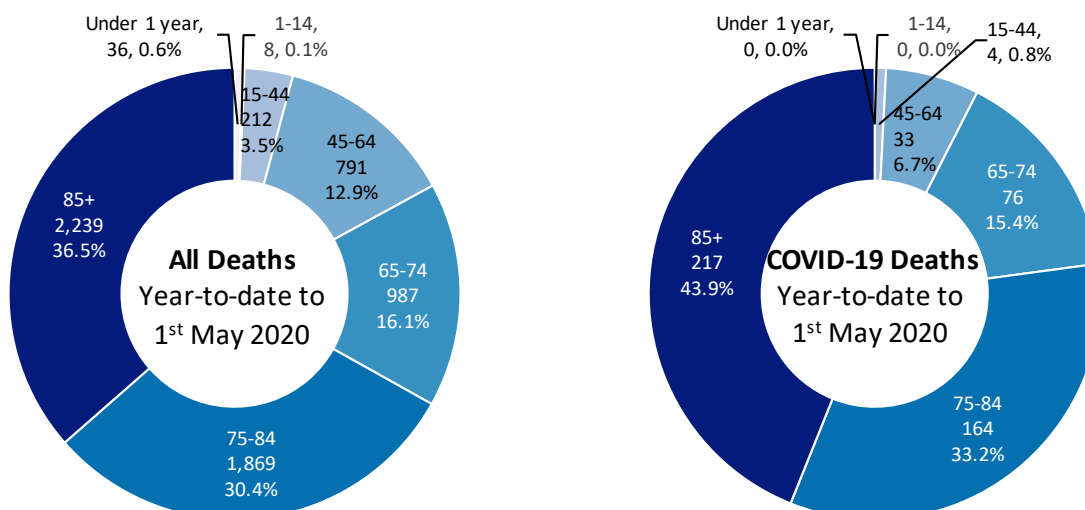


Deaths registered by age-group

In the calendar year to 1st May the 75 years and over age-group accounted for two-thirds (66.9%) of all deaths and over three-quarters (77.1%) of COVID-19 related deaths.

The 103 COVID-19 related deaths registered among those aged 75+ in week 17 (see [accompanying spreadsheet](#)) equated to 34.8% of all deaths registered for this age-group during the week, while the 21 COVID-19 related deaths registered among those aged 45-74 equated to 17.6% of all deaths for this age-group in week 17.

Figure 6: All deaths and COVID-19 deaths registered by age-group, year-to-date 2020



Links to relevant publications

Deaths registered weekly in England & Wales

<https://www.ons.gov.uk/peoplepopulationandcommunity/birthsdeathsandmarriages/deaths>

Weekly Data on Deaths Registered in Scotland

<https://www.nrscotland.gov.uk/statistics-and-data/statistics/statistics-by-theme/vital-events/general-publications/weekly-and-monthly-data-on-births-and-deaths-registered-in-scotland>

Vital statistics (Central Statistics Office, Ireland)

<https://www.cso.ie/en/statistics/birthsdeathsandmarriages/>

Northern Ireland Department of Health daily COVID-19 figures

<https://www.health-ni.gov.uk/news> and [daily dashboard](#)

Number of coronavirus (COVID-19) cases and risk in the UK

<https://www.gov.uk/guidance/coronavirus-covid-19-information-for-the-public>

COVID-19 Health Surveillance Monitor (Ireland)

<https://www.gov.ie/en/service/0039bc-view-the-covid-19-coronavirus-dashboard-showing-the-latest-stats-and/>

List of Tables

Data accompanying this bulletin are available from the [NISRA website](#) in Excel format. The spread sheet includes the following tables.

Table 1: Deaths registered each week in Northern Ireland, 2020

Table 2: Deaths registered each week in Northern Ireland, by age-group and sex, 2020

Table 3: Covid-19 deaths registered each week in Northern Ireland, by age-group and sex, 2020

Table 4: Covid-19 Deaths by date of death each week in Northern Ireland, 2020

Table 5: Covid-19 Deaths by date of death each week in Northern Ireland, by Place of death, 2020

Contact Details

We welcome feedback from users, please contact

NISRA Vital Statistics,
Northern Ireland Statistics and Research Agency,
Colby House,
Stranmillis Court,
Belfast BT9 5RR

E-mail: demography@nisra.gov.uk

Telephone: +44 (0)300 200 7836

Twitter: [@NISRA](#)

<https://www.nisra.gov.uk/statistics>

Next publication: 15th May 2020

