

Deaths Registered in Northern Ireland

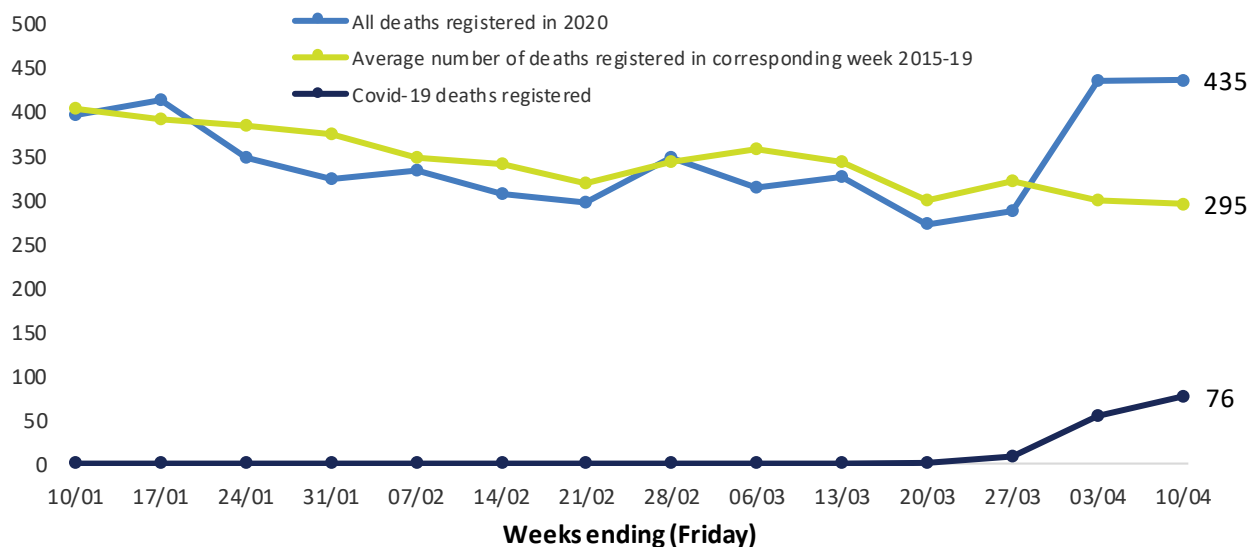
Weekly Statistics

Week ending 10th April 2020 (Week 14)

Provisional statistics

Overall, there were more deaths registered in Northern Ireland in the week ending 10th April than there have typically been in the same week in recent years. Seventy-six COVID-19 related deaths were registered by the General Register Office (GRO) in that week and 141 registered in 2020 to date. Of the 157 COVID-19 related deaths occurring up to 10th April, 41 (26%) took place in care homes or hospices.

Figure 1: Weekly number of deaths registered in Northern Ireland



Key Points – Analyses based on Registrations

- The provisional number of deaths registered* in Northern Ireland in the week ending 10th April 2020 (week 14) was 435; 1 more than in week 13 and 140 more than the 5-year average of 295.
- Over a third (37.2%) of all deaths (162) in week 14 were classified as ‘respiratory’. Please note that all COVID-19 related deaths have been included in this classification.
- There have been 4,821 deaths registered in the year-to-date, 29.2% of which (1,410) were classified as ‘respiratory’. The number and proportion of respiratory deaths is lower in the year-to-date than the 5-year average of 1,531 and 31.9% (Table 2 on Page 5).

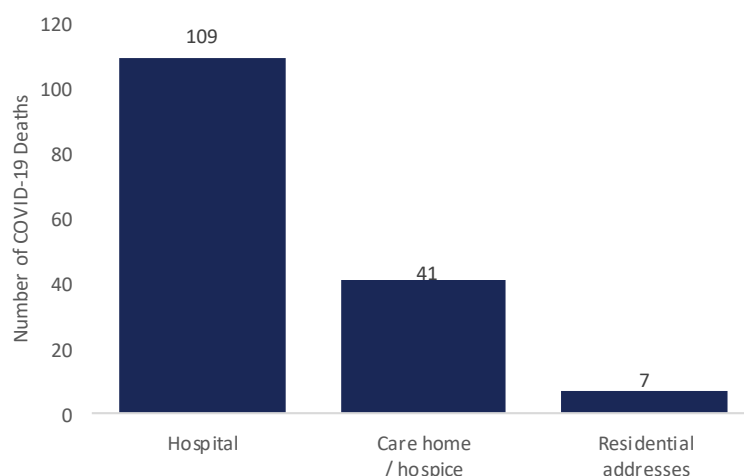
- Seventy-six deaths mentioning COVID-19 on the death certificate were **registered** in week 14, bringing the total number of COVID-19 related deaths registered in calendar year 2020 to 141. The first death related to COVID-19 occurred in Northern Ireland on 18th March 2020.
- Males accounted for slightly more than half (52.5%) of the 141 COVID-19 related deaths registered in calendar year 2020 to 10 April.
- The majority of all deaths registered in week 14 and the year-to-date were of persons aged 75 and above, with this age-group accounting for around two-thirds of all deaths and almost 70% of COVID-19 related deaths.

Key Points – Analyses based on Occurrences*

Because of the rapidly changing situation, this bulletin also provides provisional, updated totals of **deaths occurring (based on date of death)** up to 10th April, taking account of the latest available death registrations up to 15 April 2020. On this basis:

- There were 157 deaths mentioning COVID-19 on the death certificate that occurred in total up to 10th April but were registered up to 15th April.
- The comparative number of death notifications reported by the Public Health Agency (PHA) to 10th April was 118 (see page 4 for definitional explanations).
- Of the 157 total deaths involving COVID-19 occurring up to 10th April, 109 (69%) occurred in hospital¹, 41 (26%) occurred in care homes and hospices and 7 (4%) occurred at residential addresses (see Figure 2 below). The 41 deaths in care homes and hospices involved 23 separate establishments.²

Figure 2: Number of deaths occurring involving COVID-19, by Place of Death in Northern Ireland, up to 10 April 2020



* The data in this bulletin are primarily based on the **date of the death registration**, however because of the rapidly changing situation, this bulletin also gives provisional, updated totals of **deaths occurring (based on date of death)** up to 10th April, taking account of the latest available death registrations up to 15 April 2020. The majority of deaths are registered within five days in Northern Ireland and it should be noted that data based on date of death are subject to ongoing change.

Further information on different sources and counting methods is highlighted on Page 4.

¹ Note: To aid comparison, the most recent Registrar General Annual Report notes that in 2018, 48% of all deaths occurred in hospital and 33% in nursing homes: <https://www.nisra.gov.uk/publications/registrar-general-annual-report-2018-deaths>

² There are 490 care homes and hospices in Northern Ireland

Background

Deaths occurring in Northern Ireland are registered on the NI General Register Office's Registration System (NIROS). Daily extracts of registration records from NIROS are processed by the NISRA Vital Statistics Unit. Provisional data on deaths registered in each week (ending on a Friday) are compiled at the end of the following week*.

Cause of death coding to the [ICD-10 classification](#) is carried out by ONS on NISRA's behalf on a quarterly basis. This means that quarterly statistics are the first output to report deaths according to underlying cause. These statistics are currently available up to [Quarter 1 2019](#); Quarter 2 2019 statistics are due to be published on 29th April 2020.

To meet user needs, NISRA publish timely but provisional counts of death registrations in Northern Ireland in the weekly deaths provisional dataset. Weekly totals are presented alongside a 5-year weekly average as well as the lowest and highest number of deaths for the same week over the last five years. To allow time for registration and processing, these figures are published 7 days after the week ends.

Because of the coronavirus (COVID-19) pandemic, from 3rd April 2020 the NISRA weekly deaths release has been supplemented with the numbers of respiratory deaths (respiratory deaths include any death where Pneumonia, Bronchitis, Bronchiolitis or Influenza are mentioned on the death certificate); and deaths relating to COVID-19 (that is, where COVID-19 or suspected COVID-19 was mentioned anywhere on the death certificate, including in combination with other health conditions).

This bulletin will continue to be developed and more detail may be presented over the coming weeks.

This is a National Statistics publication.

National Statistics are produced to high professional standards set out in the [Code of Practice for Official Statistics](#). They are produced free from any political interference.

The UK Statistics Authority has designated these statistics as National Statistics, in accordance with the Statistics and Registration Service Act 2007 and signifying compliance with the Code of Practice for Official Statistics.

Designation can be broadly interpreted to mean that the statistics:

- meet identified user needs
- are well explained and readily accessible
- are produced according to sound methods
- are managed impartially and objectively in the public interest

Once statistics have been designated as National Statistics it is a statutory requirement that the Code of Practice shall continue to be observed.

Differences between NISRA's death registration statistics and the Public Health Agency's (PHA) Daily Surveillance bulletins

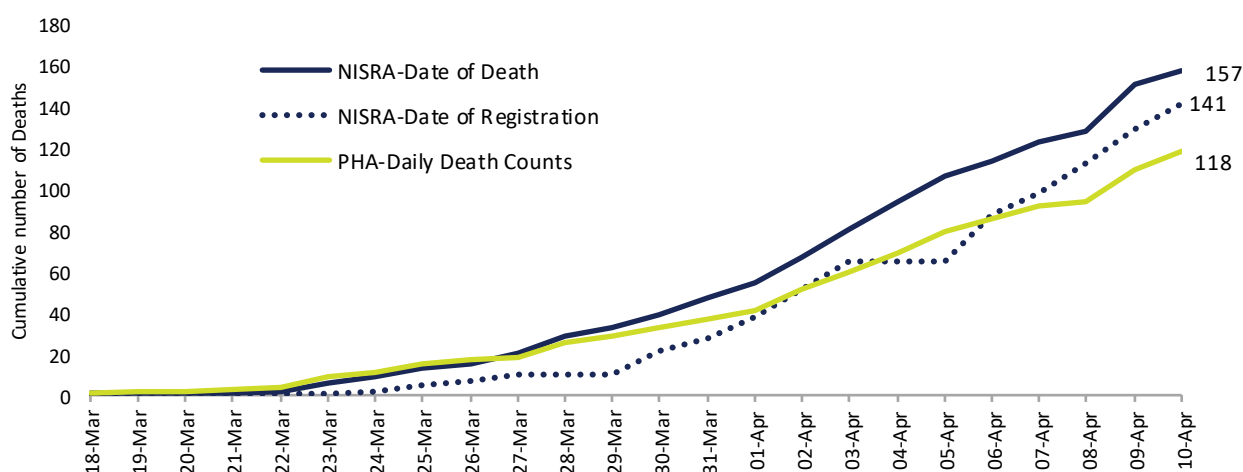
- The **daily Northern Ireland Government updates** (PHA's COVID-19 Surveillance Bulletin) provided by the Public Health Agency (PHA) count the number of deaths reported to the PHA where the deceased had a positive test for COVID-19 and died within 28 days, whether or not COVID-19 was the cause of death. PHA figures may not capture all deaths that occur outside hospital. These data are important because they are available earlier, and therefore give a quicker indication of what is happening day by day and are broadly comparable with the figures released daily in other parts of the UK. **PHA figures reported 118 deaths associated with COVID-19 by 10th April 2020** (as reported in Fig 5 of the PHA surveillance report of 15th April.)
- NISRA weekly provisional death statistics, which are based on death registration information collected by the General Register Office, count all deaths where COVID-19 was mentioned on the death certificate by the doctor who certified the death, whether or not COVID-19 was the primary underlying cause of death. The figures include cases where the doctor noted that there was suspected or probable coronavirus infection involved in the death. As a result the weekly totals will usually be higher than the relevant daily figures - because the PHA daily updates only include those who have tested positive for the virus. The NISRA figures also include all deaths that occur outside hospital. They are comparable with weekly statistics produced by the Office for National Statistics and National Records Scotland. **NISRA figures published today show the total number of COVID-19 related deaths registered by 10th April 2020 was 141.** Deaths statistics based on date of registration will be subject to only minimal change.
- However, by analysing the registration based data using the **date the death occurred** (rather than the date of subsequent registration with the General Register Office), the statistics show that **157 deaths associated with COVID-19 had occurred by 10th April.** This figure is based on deaths registered up to and including 15th April 2020. This is the most appropriate figure to use to understand additional deaths beyond those reported via the daily PHA surveillance reports. However it is also subject to ongoing change as not all deaths which occurred by 10th April will have been registered at the time of publishing these statistics.

Figure 3 below graphically demonstrates the cumulative number of deaths involving COVID-19 in Northern Ireland using different data sources up to 10th April 2020.

* Bank Holidays could affect the number of registrations made within those weeks.

The latest NISRA figures show that, by 10th April 2020, 157 deaths had occurred involving COVID-19, based on registrations up to 15th April 2020. PHA figures available for the same period show a total of 118 deaths.

Figure 3: Cumulative number of deaths involving COVID-19 in Northern Ireland using different data sources up to 10 April 2020 ¹



¹ PHA figure based on death notifications up to 10th April, as reported in Fig 5 of the PHA surveillance report of 15th April

Latest death registration statistics

Table 1 shows that the provisional number of deaths registered in Northern Ireland in the week ending 10th April 2020 (week 14) was 435; 1 more (+0.2%) than in week 13 and 140 more (+47.7%) than the 5-year average of 295.

In terms of the year-to-date figures (weeks 1 to 14), the total number of deaths registered (4,821) is currently slightly higher (+0.4%) than the 5-year average (4,804).

Table 1: Deaths registered¹ weekly in Northern Ireland, 2020^P

Registration week	Week ending (Friday)	2020 ^P	Previous 5 Years: 2015 - 2019 ^P		
		Total number of deaths registered in week	Average number of deaths registered in corresponding week	Range	
				Minimum	Maximum
11	20/03/2020	271	297	251	326
12	27/03/2020	287	320	306	356
13	03/04/2020	434	298	280	323
14	10/04/2020	435	295	221	350
Year-to-date (week 1-14) Total		4,821	4,804		

Note: Statistics for the full year are available in the accompanying spread sheet.

^P Weekly published data are provisional.

¹ This data are based on registration dates of deaths, not occurrences. It can take up to five days for a death to be registered in Northern Ireland.

Table 2 shows that the number of death registrations mentioning COVID-19 on the death certificate, increased week by week, from 1 in week 11 to 76 in week 14 (141 in total).

In week 14, 37.2% of all deaths registered mentioned terms relating directly to respiratory causes on the death certificate. These are counted as 'respiratory' deaths in the table below and are provided to aid comparison with the COVID-19 statistics (COVID-19 deaths are also included in the respiratory category).

There have been 1,410 respiratory deaths registered in the year-to-date; this equates to 29.2% of all deaths so far in 2020. The number and proportion of respiratory deaths is lower in the year-to-date than the 5-year average (1,531, 31.9%).

Table 2: COVID-19 and respiratory deaths registered¹ weekly in Northern Ireland, 2020^P

Registration week	Week ending (Friday)	2020 ^P				Previous 5 Years: 2015 - 2019 ^P	
		Total number of deaths registered in week	COVID-19 ² deaths registered in week	Respiratory ³ deaths registered in week (2020 ^P)		Average number of respiratory deaths registered in corresponding week	
				N	%	N	%
11	20/03/2020	271	1	84	31.0%	95	32.0%
12	27/03/2020	287	9	77	26.8%	98	30.7%
13	03/04/2020	434	55	129	29.7%	91	30.4%
14	10/04/2020	435	76	162	37.2%	87	29.5%
Year-to-date (week 1-14) Total		4,821	141	1,410	29.2%	1,531	31.9%

Note: Statistics for the full year are available in the accompanying spread sheet.

^P Weekly published data are provisional.

¹ These data are based on registrations of deaths, not occurrences. It can take up to five days for a death to be registered in Northern Ireland.

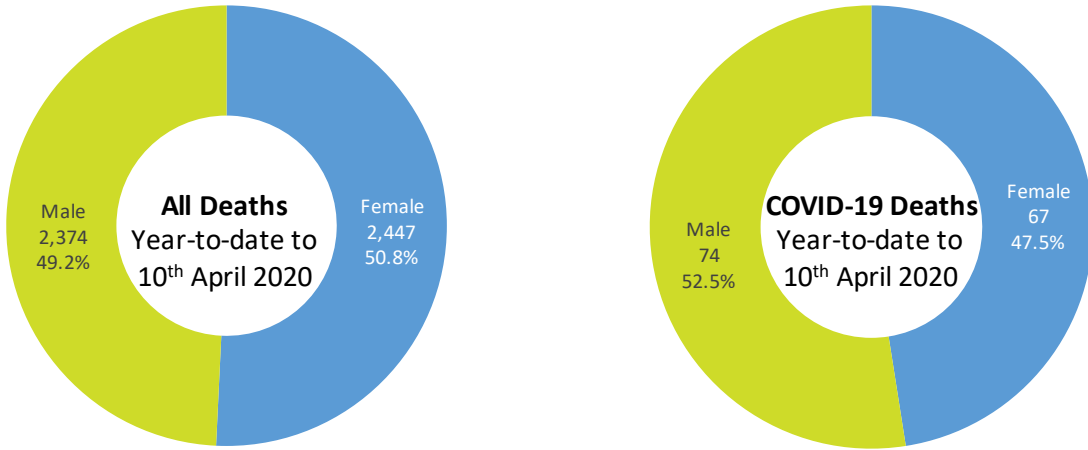
² COVID-19 deaths include any death where Coronavirus or COVID-19 (suspected or confirmed) was mentioned anywhere on the death certificate.

³ Respiratory deaths include any death where terms directly relating to respiratory causes were mentioned anywhere on the death certificate (this includes COVID-19 deaths). This is not directly comparable to the ONS figures relating to 'deaths where the underlying cause was respiratory disease'.

Deaths registered by sex

In the calendar year to 10th April 2020, males and females accounted for a similar proportion of all deaths registered (males: 49.2%, females: 50.8%). Specifically in terms of the COVID-19 deaths registered, males accounted for slightly more than half (52.5%) of the 141 deaths registered in the year-to-date.

Figure 4: All deaths and COVID-19 deaths registered by sex, year-to-date 2020



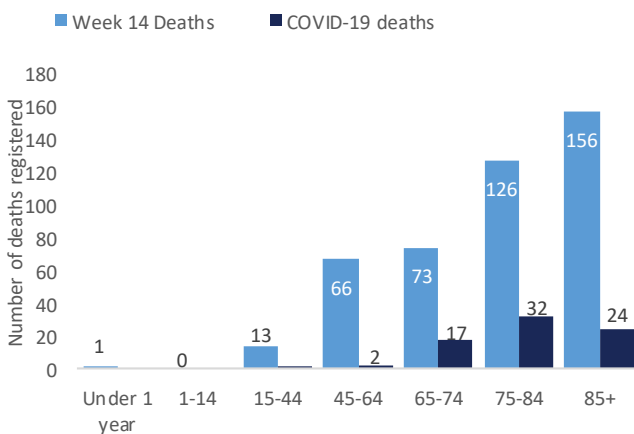
Deaths registered by age-group

The majority of deaths registered in week 14 and the year-to-date were of persons aged 75 and above, with this age-group accounting for around two-thirds of all deaths.

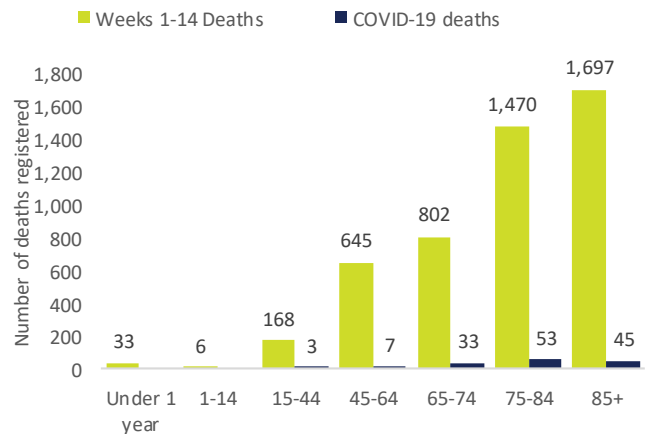
The 56 COVID-19 related deaths registered among those aged 75+ in week 14 equated to 19.9% of all deaths registered for this age-group during the week, while the 19 COVID-19 related deaths registered among those aged 45-74 equated to 13.7% of all deaths for this age-group.

Around two-thirds of all registered deaths in Northern Ireland in week 14 and in the year-to-date were aged 75 years and over.

Figure 5: Deaths by age-group, week 14 2020



Deaths by age-group, year-to-date 2020



Links to relevant publications

Deaths registered weekly in England & Wales

<https://www.ons.gov.uk/peoplepopulationandcommunity/birthsdeathsandmarriages/deaths>

Weekly Data on Deaths Registered in Scotland

<https://www.nrscotland.gov.uk/statistics-and-data/statistics/statistics-by-theme/vital-events/general-publications/weekly-and-monthly-data-on-births-and-deaths-registered-in-scotland>

Vital statistics (Central Statistics Office, Ireland)

<https://www.cso.ie/en/statistics/birthsdeathsandmarriages/>

Northern Ireland PHA COVID-19 Surveillance Bulletin

<https://www.publichealth.hscni.net/publications/covid-19-surveillance-reports>

Number of coronavirus (COVID-19) cases and risk in the UK

<https://www.gov.uk/guidance/coronavirus-covid-19-information-for-the-public>

COVID-19 Health Surveillance Monitor (Ireland)

<https://www.gov.ie/en/service/0039bc-view-the-covid-19-coronavirus-dashboard-showing-the-latest-stats-and/>

List of Tables

Data accompanying this bulletin are available from the [NISRA website](#) in CSV and Excel format. The spread sheet includes the following tables.

Table 1: Deaths registered each week in Northern Ireland, 2020

Table 2: Deaths registered each week in Northern Ireland, by age-group and sex, 2020

Table 3: Covid-19 deaths registered each week in Northern Ireland, by age-group and sex, 2020

Table 4: Covid-19 Deaths by date of death each week in Northern Ireland, 2020

Table 5: Covid-19 Deaths by date of death each week in Northern Ireland, by Place of death, 2020

Contact Details

We welcome feedback from users, please contact

NISRA Vital Statistics,
Northern Ireland Statistics and Research Agency,
Colby House,
Stranmillis Court,
Belfast BT9 5RR

E-mail: info@nisra.gov.uk

Telephone: +44 (0)300 200 7836

Twitter: [@NISRA](https://twitter.com/NISRA)

<https://www.nisra.gov.uk/statistics>

Next publication: 24th April 2020

